


PowerShares DB Agriculture Fund
Statements of Operations (unaudited)

| | For the Period September 1, 2011 through September 30, 2011 | Year to Date |
|--|--|-------------------------|
| Income | | |
| Interest Income, net | \$ 96,546 | \$ 2,004,164 |
| Expenses | | |
| Management fee | 2,067,897 | 20,990,965 |
| Brokerage commissions and fees | 99,251 | 1,782,401 |
| Total expenses | <u>2,167,148</u> | <u>22,773,366</u> |
| Net investment income (loss) | <u>(2,070,602)</u> | <u>(20,769,202)</u> |
| Net Realized and Net Change in Unrealized Gain (Loss) on United States Treasury Obligations and Futures | | |
| Net Realized Gain (Loss) on | | |
| United States Treasury Obligations | 8,028 | 62,390 |
| Futures | <u>(22,427,637)</u> | <u>222,584,524</u> |
| Net Realized Gain (Loss) | <u>(22,419,609)</u> | <u>222,646,914</u> |
| Net Change in Unrealized Gain (Loss) on | | |
| United States Treasury Obligations | (61,905) | (10,176) |
| Futures | <u>(358,304,791)</u> | <u>(470,536,617)</u> |
| Net Change in Unrealized Gain (Loss) | <u>(358,366,696)</u> | <u>(470,546,793)</u> |
| Net realized and net change in unrealized gain (loss) on United States Treasury Obligations and Futures | <u>(380,786,305)</u> | <u>(247,899,879)</u> |
| Net Income (Loss) | <u>\$ (382,856,907)</u> | <u>\$ (268,669,081)</u> |

To the best of the knowledge and belief of the undersigned, the information contained in this report is accurate and complete.



Hans Ephraimson
Chief Executive Officer
DB Commodity Services LLC





Michael Gilligan
Principal Financial Officer
DB Commodity Services LLC

PowerShares DB Agriculture Fund
Unaudited Statement of Changes in Shareholders' Equity
Period From September 1, 2011 to September 30, 2011

| | Shares | | | | | | |
|--|-----------------|--------------------------------|-------------|-----------------|--------------------------------|--------------------------------------|------------------|
| | General Shares | | Accumulated | | Total | | |
| | Paid in Capital | Accumulated Earnings (Deficit) | Shares | Paid in Capital | Accumulated Earnings (Deficit) | Total Shareholders' Equity (Deficit) | |
| Balance at September 1, 2011 | 40 | \$ 1,000 | \$ 364 | \$ 1,364 | 90,600,000 | \$ 2,865,223,756 | \$ 3,090,788,596 |
| Sale of Shares | | | | | 2,600,000 | 87,417,458 | 87,417,458 |
| Redemption of Shares | | | | | (7,800,000) | (238,864,404) | (238,864,404) |
| Net Income (Loss) | | | (1) | (1) | | | |
| Net investment income (loss) | | | | | | | |
| Net realized gain (loss) on United States Treasury Obligations and Futures | | | (9) | (9) | | | |
| Net change in unrealized gain (loss) on United States Treasury Obligations and Futures | | | | | | | |
| Net Income (Loss) | | | (156) | (156) | | | |
| Balance at September 30, 2011 | 40 | \$ 1,000 | \$ 198 | \$ 1,198 | 85,400,000 | \$ 2,713,776,810 | \$ 2,556,484,909 |

Net Asset Value per share
 General shares (40 shares) \$ 29.95
 Shares (85,400,000 shares) \$ 29.94


 Hans Ephraïmson
 Chief Executive Officer
 DB Commodity Services LLC


 Michael Gilligan
 Principal Financial Officer
 DB Commodity Services LLC