



*PowerShares DB Agriculture Fund*  
*Statements of Operations (unaudited)*

	<b>For the Period</b> <b>September 1, 2013</b> <b>through</b> <b>September 30, 2013</b>	<b>Year to Date</b>
<b>Income</b>		
Interest Income, net	\$ 46,201	\$ 740,446
<b>Expenses</b>		
Management fee	1,063,885	10,144,648
Brokerage commissions and fees	165,761	1,139,081
Total expenses	<u>1,229,646</u>	<u>11,283,729</u>
<b>Net investment income (loss)</b>	<u>(1,183,445)</u>	<u>(10,543,283)</u>
<b>Net Realized and Net Change in Unrealized Gain (Loss)</b> <b>on United States Treasury Obligations and Futures</b>		
<b>Net Realized Gain (Loss) on</b>		
United States Treasury Obligations	467	9,891
Futures	6,675,834	(121,862,938)
<b>Net Realized Gain (Loss)</b>	<u>6,676,301</u>	<u>(121,853,047)</u>
<b>Net Change in Unrealized Gain (Loss) on</b>		
United States Treasury Obligations	(19,738)	(56,581)
Futures	8,329,601	(33,786,701)
<b>Net Change in Unrealized Gain (Loss)</b>	<u>8,309,863</u>	<u>(33,843,282)</u>
Net realized and net change in unrealized gain (loss) on United States Treasury Obligations and Futures	<u>14,986,164</u>	<u>(155,696,329)</u>
<b>Net Income (Loss)</b>	<u>\$ 13,802,719</u>	<u>\$ (166,239,612)</u>

To the best of the knowledge and belief of the undersigned, the information contained in this report is accurate and complete.

  
 \_\_\_\_\_  
 Martin Kremenstein  
 Chief Executive Officer  
 DB Commodity Services LLC

  
 \_\_\_\_\_  
 Michael Gilligan  
 Chief Financial Officer  
 DB Commodity Services LLC

*PowerShares DB Agriculture Fund*  
**Unaudited Statement of Changes in Shareholders' Equity**  
*Period From September 1, 2013 to September 30, 2013*

	General Shares		Shares		Total Shareholders' Equity (Deficit)
	Shares	Total Equity (Deficit)	Shares	Total Equity (Deficit)	
<b>Balance at September 1, 2013</b>	40	\$ 1,003	59,000,000	\$ 1,479,621,587	\$ 1,479,622,590
Sale of Shares			2,400,000	61,037,644	61,037,644
Redemption of Shares			(1,200,000)	(30,403,094)	(30,403,094)
Net Income (Loss)					
Net investment income (loss)		(1)		(1,183,444)	(1,183,445)
Net realized gain (loss) on United States Treasury Obligations and Futures		5		6,676,296	6,676,301
Net change in unrealized gain (loss) on United States Treasury Obligations and Futures		6		8,309,857	8,309,863
Net Income (Loss)		10		13,802,709	13,802,719
<b>Balance at September 30, 2013</b>	<u>40</u>	<u>\$ 1,013</u>	<u>60,200,000</u>	<u>\$ 1,524,058,846</u>	<u>\$ 1,524,059,859</u>


**Net Asset Value per share**

General shares (40 shares)	<u>\$ 25.33</u>
Shares (60,200,000 shares)	<u>\$ 25.32</u>



---

Martin Kremenstein  
Chief Executive Officer  
DB Commodity Services LLC



---

Michael Gilligan  
Chief Financial Officer  
DB Commodity Services LLC