



**PowerShares DB Precious Metals Fund**  
**Statements of Operations (unaudited)**

	For the Period February 1, 2014 through February 28, 2014	Year to Date
<b>Income</b>		
Interest Income, net	\$ 5,725	\$ 11,802
<b>Expenses</b>		
Management fee	107,877	226,558
Brokerage commissions and fees	753	5,083
Total expenses	108,630	231,641
<b>Net investment income (loss)</b>	(102,905)	(219,839)
<b>Net Realized and Net Change in Unrealized Gain (Loss) on United States Treasury Obligations and Futures</b>		
<b>Net Realized Gain (Loss) on</b>		
United States Treasury Obligations	38	138
Futures	86,960	(1,010)
<b>Net Realized Gain (Loss)</b>	86,998	(872)
<b>Net Change in Unrealized Gain (Loss) on</b>		
United States Treasury Obligations	(4,864)	(3,745)
Futures	13,537,710	17,628,225
<b>Net Change in Unrealized Gain (Loss)</b>	13,532,846	17,624,480
<b>Net realized and net change in unrealized gain (loss) on</b>		
United States Treasury Obligations and Futures	13,619,844	17,623,608
<b>Net Income (Loss)</b>	<u>\$ 13,516,939</u>	<u>\$ 17,403,769</u>

To the best of the knowledge and belief of the undersigned, the information contained in this report is accurate and complete.

  
 Martin Kremenstein  
 Chief Executive Officer  
 DB Commodity Services LLC


  
 Michael Gilligan  
 Chief Financial Officer  
 DB Commodity Services LLC


**PowerShares DB Precious Metals Fund**  
**Unaudited Statement of Changes in Shareholders' Equity**  
**Period From February 1, 2014 to February 28, 2014**

	<u>General Shares</u>		<u>Shares</u>		<u>Total Shareholders'</u>
	<u>Shares</u>	<u>Total Equity (Deficit)</u>	<u>Shares</u>	<u>Total Equity (Deficit)</u>	<u>Equity (Deficit)</u>
<b>Balance at February 1, 2014</b>	40	\$ 1,601	4,600,000	\$ 184,169,795	\$ 184,171,396
Sale of Shares			200,000	8,092,538	8,092,538
Redemption of Shares			(400,000)	(16,281,726)	(16,281,726)
Net Income (Loss)				(102,904)	(102,905)
Net investment income (loss)		(1)			
Net realized gain (loss) on United States Treasury Obligations and Futures		1		86,997	86,998
Net change in unrealized gain (loss) on United States Treasury Obligations and Futures		122		13,532,724	13,532,846
Net Income (Loss)		122		13,516,817	13,516,939
<b>Balance at February 28, 2014</b>	<u>40</u>	<u>\$ 1,723</u>	<u>4,400,000</u>	<u>\$ 189,497,424</u>	<u>\$ 189,499,147</u>

**Net Asset Value per share**

General shares (40 shares)	<u>\$ 43.08</u>
Shares (4,400,000 shares)	<u>\$ 43.07</u>

  
 Martin Kremenstein  
 Chief Executive Officer  
 DB Commodity Services LLC

  
 Michael Gilligan  
 Chief Financial Officer  
 DB Commodity Services LLC