

Invesco V.I. Comstock Fund

Series I: 00888X773 | Series II: 00888X765

Why invest in this fund

- 1 High-conviction approach.**
We use a highly selective and patient approach to identify what we believe are deeply undervalued stocks over a long-term investment horizon.
- 2 Independent thinking.**
Our bottom-up, unconstrained stock selection often leads to positioning that, many times, is much different than benchmark and peers.
- 3 Selective process.**
By focusing on the underlying value of a business's assets, we look for underappreciated opportunities while balancing risk and reward.

Top issuers

(% of total net assets)

Bank of America Corp	3.38
Microsoft Corp	3.01
Wells Fargo & Co	2.92
Cisco Systems Inc	2.76
CVS Health Corp	2.38
State Street Corp	2.18
Meta Platforms Inc	2.07
Alphabet Inc	2.06
Johnson Controls International plc	1.97
Philip Morris International Inc	1.86

Holdings are subject to change and are not buy/sell recommendations.

Portfolio characteristics

Total number of holdings	80
Weighted avg mkt cap	\$301,948 million

Asset mix

Dom Common Stock	86.75
Intl Common Stock	10.56
Other	-0.07
Cash	2.76

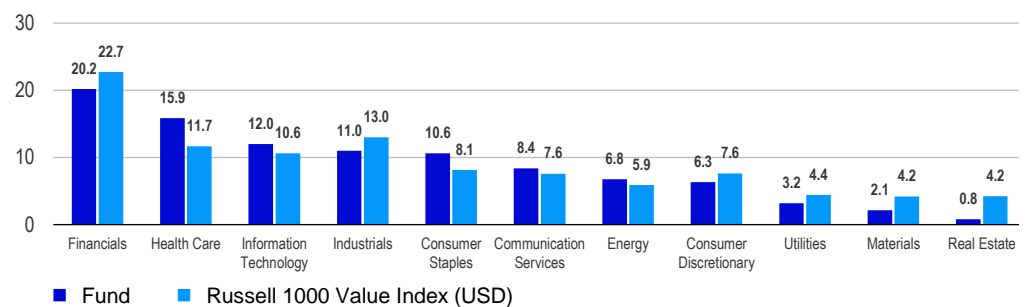
What this fund does

The investment team takes a contrarian approach to market-based pricing strategies. Through bottom-up, benchmark-agnostic stock selection, the fund focuses on identifying undervalued stocks across all sectors, creating a high-conviction portfolio.

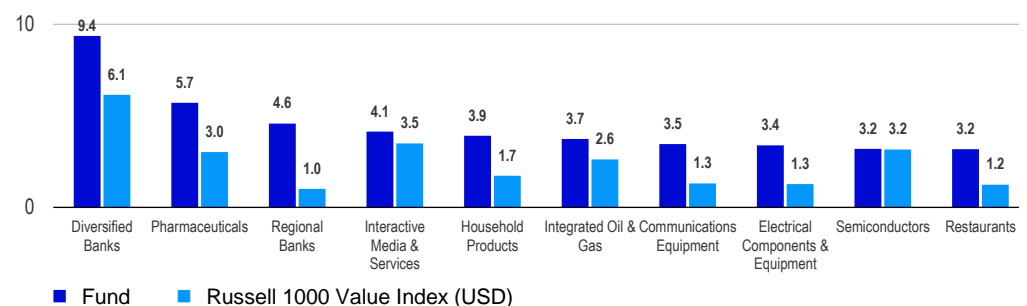
Fund overview (as of 06/30/25)

Fund objective	The fund seeks capital growth and income through investments in equity securities, including common stocks, preferred stocks and securities convertible into common and preferred stocks.
Total net assets	\$1,433.19 million
Distribution frequency	Yearly
Morningstar category	Large Value
Portfolio managers	Kevin Holt, Devin Armstrong, Jay Warwick
Annual turnover (as of 12/31/24)	19%

Sector breakdown (% of total net assets)



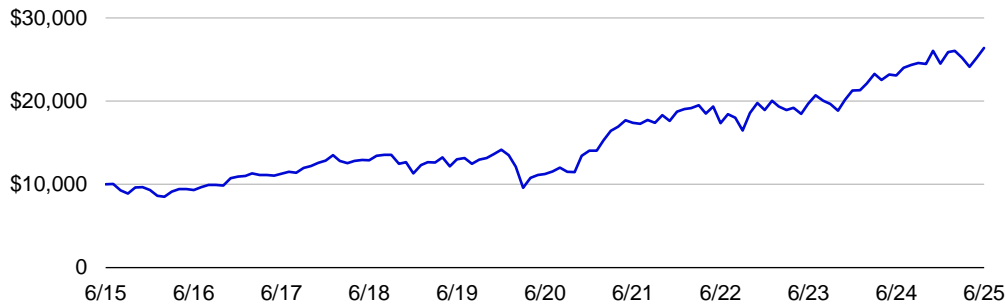
Top industries (% of total net assets)



Performance of a \$10,000 investment (\$)

Series I shares at NAV (June 30, 2015 – June 30, 2025)

■ Invesco V.I. Comstock Fund Series I at NAV: \$26,391



Overall Morningstar rating

Series I shares as of June 30, 2025



Ratings are based on a risk-adjusted return measure that accounts for variation in a fund's monthly performance, placing more emphasis on downward variations and rewarding consistent performance.

Series I shares received 4 for the overall, 4 for the three years, 5 for the five years and 3 for the 10 years. The fund was rated among 220, 217, 212 and 191 funds within the Large Value Category for the overall period, three, five and 10 years, respectively.

Fund statistics fund vs. index

	3 years	5 years
Alpha (%)	1.92	3.63
Beta	1.02	1.06
R-squared	0.96	0.94
Sharpe ratio	0.63	0.90
Tracking error	3.20	4.45
Up capture (%)	107.90	118.09
Down capture (%)	98.12	94.78
	Fund	Index
3-Year standard deviation	16.52	15.88

Expense ratios

	% net	% total
Series I	0.76	0.76
Series II	1.01	1.01

Per the current prospectus.

Standardized performance (%) as of June 30, 2025

		YTD	3 month	1 year	3 year	5 year	10 year	Since Inception
Series I shares inception: 04/30/99	NAV	7.63	4.74	14.26	15.01	18.58	10.19	8.21
Series II shares inception: 09/18/00	NAV	7.47	4.63	13.96	14.71	18.27	9.92	8.22
Russell 1000 Value Index (USD)		6.00	3.79	13.70	12.76	13.93	9.19	-
Total return ranking vs. Morningstar								
Large Value category		-	-	20%	13%	2%	16%	-
(Series I shares at NAV)				(47 of 220)	(29 of 217)	(5 of 212)	(32 of 191)	

Calendar year total returns (%)

	2015	2016	2017	2018	2019	2020	2021	2022	2023	2024
Series I shares at NAV	-5.98	17.30	17.85	-12.16	25.30	-0.85	33.36	1.12	12.36	15.18
Russell 1000 Value Index (USD)	-3.83	17.34	13.66	-8.27	26.54	2.80	25.16	-7.54	11.46	14.37

Performance quoted is past performance and cannot guarantee comparable future results; current performance may be lower or higher. Visit [invesco.com/us](https://www.invesco.com/us) for the most recent month-end performance. Performance figures represent the fund and are not intended to reflect actual annuity values. They do not reflect sales charges, expenses and fees at the separate account level. These sales charges, expenses and fees, which are determined by the product issuers, will vary and will lower the total return. Fund performance figures are historical, and they reflect fund expenses, the reinvestment of distributions and changes in net asset value (NAV). Investment return and principal value will vary so that you may have a gain or a loss when you sell shares. Returns less than one year are cumulative; all other performance figures are annualized. The Series I and Series II shares invest in the same portfolio of securities and will have substantially similar performance, except to the extent that expenses borne by each class differ. Index source: RIMES Technologies Corp. Had fees not been waived and/or expenses reimbursed in the past, returns would have been lower. Performance shown at NAV does not include the applicable front-end sales charge, which would have reduced the performance.

Total net assets are at the portfolio level and include both Series I and II shares.

The Russell 1000® Value Index is an unmanaged index considered representative of large-cap value stocks. The Russell 1000 Value Index is a trademark/service mark of the Frank Russell Co. Russell® is a trademark of the Frank Russell Co. An investment cannot be made directly in an index.

About Risk

Stock and other equity securities values fluctuate in response to activities specific to the company as well as general market, economic and political conditions.

Derivatives may be more volatile and less liquid than traditional investments and are subject to market, interest rate, credit, leverage, counterparty, and management risks. An investment in a derivative could lose more than the cash amount invested.

The risks of investing in securities of foreign issuers, including emerging markets, can include fluctuations in foreign currencies, political and economic instability, and foreign taxation issues. Developing markets may especially be volatile.

Real estate companies, including REITs or similar structures, tend to be small- and mid-cap companies, and their shares may be more volatile and less liquid.

Investments in real estate related instruments may be affected by economic, legal, or environmental factors that affect property values, rents or occupancies of real estate. Real estate companies, including REITs or similar structures, tend to be small and mid-cap companies and their shares may be more volatile and less liquid.

Stocks of small and medium-sized companies tend to be more vulnerable to adverse developments, may be more volatile, and may be illiquid or restricted as to resale.

A value style of investing is subject to the risk that the valuations never improve or that the returns will trail other styles of investing or the overall stock markets.

The Fund is subject to certain other risks. Please see the current prospectus for more information regarding the risks associated with an investment in the Fund.

The Invesco variable insurance funds are used solely as investment vehicles by insurance company separate accounts to fund variable annuity contracts and variable life insurance policies. Shares of the funds cannot be purchased directly. Expenses and fees are determined by the offering insurance company and will vary. Invesco Distributors, Inc. does not offer any variable products.

This does not constitute a recommendation of any investment strategy or product for a particular investor. Investors should consult a financial professional before making any investment decisions.

Note: Not all products available at all firms. Financial professionals, please contact your home office.

The fund holdings are organized according to the Global Industry Classification Standard, which was developed by and is the exclusive property and service mark of MSCI Inc. and Standard & Poor's.

Alpha (cash adjusted) is a measure of performance on a risk-adjusted basis. **Beta** (cash adjusted) is a measure of relative risk and the slope of regression. **R-squared** is the percentage of a fund or security's movements that can be explained by movements in a benchmark index. **Sharpe Ratio** is a risk-adjusted measure calculated using standard deviation and excess return to determine reward per unit of risk. A higher Sharpe ratio indicates better risk-adjusted performance. **Standard deviation** measures a fund's range of total returns and identifies the spread of a fund's short-term fluctuations. **Tracking Error** is defined as the expected standard deviation of a portfolio's excess return over the benchmark index return. The **up and down capture** measures how well a manager was able to replicate or improve on periods of positive benchmark returns and how severely the manager was affected by periods of negative benchmark returns.

Morningstar

Source: ©2025 Morningstar Inc. All rights reserved. The information contained herein is proprietary to Morningstar and/or its content providers. It may not be copied or distributed and is not warranted to be accurate, complete or timely. Neither Morningstar nor its content providers are responsible for any damages or losses arising from any use of this information.

Past performance is no guarantee of future results. Open-end mutual funds and exchange-traded funds are considered a single population for comparison purposes. For factsheets that display Morningstar Star Ratings; Ratings are calculated for funds with at least a three year history. The overall rating is derived from a weighted average of three-, five- and 10- year rating metrics, as applicable, excluding sales charges and including fees and expenses. Had fees not been waived and/or expenses reimbursed currently or in the past, the Morningstar rating would have been lower. Ratings are as of the most recent quarter end and are subject to change every month. The top 10% of fund in a category receive five stars, the next 22.5% four stars, the next 35% three stars, the next 22.5% two stars and the bottom 10% one star. Ratings for other share classes may differ due to different performance characteristics.

Important Information about Variable Products

This content is provided for informational and/or educational purposes only and does not constitute a recommendation of the suitability of any investment strategy for a particular investor. Investors should consult a financial and/or tax professional before making any investment decisions if they are uncertain whether an investment is suitable for them.

Invesco Variable Insurance Funds are available solely as underlying investment options for variable life insurance and variable annuity products issued or administered by life insurance companies. This information is provided to help investors consider the objectives, risks, charges, and expenses associated with these underlying investment option(s). Investors should contact their investment or insurance professional for important information about the variable life insurance and variable annuity products that hold these investment options. Invesco Distributors, Inc. does not offer any variable products.

Shares of Invesco Variable Insurance Funds have no sales charge and are offered at net asset value ("NAV"). These Funds are available solely as an underlying investment option for variable life insurance and variable annuity products issued or administered by life insurance companies. The insurance company actually owns the Shares of the Funds. Investors do not buy, sell or exchange Shares of the Funds directly, but choose investment options through a variable annuity contract or variable life insurance policy. The insurance company then invests in, sells or exchanges the Shares of the Fund according to the investment options chosen by the investor. Fund returns do not reflect fees and expenses of any variable annuity contract or variable life insurance policy and would be lower if they did. Those expenses and fees are determined by the offering insurance company and will vary. Please refer to specific performance reporting from the issuing insurance company for returns that reflect such charges.

Withdrawals of taxable amounts from variable annuity contracts prior to age 59½ may be subject to an additional 10% federal tax penalty as well as income tax. Amounts withdrawn from a variable insurance contract will reduce the death benefit and withdrawals of earnings will be subject to income tax.

Fund performance reflects any applicable fee waivers and/or expense reimbursements. Had the adviser not waived fees and/or reimbursed expenses currently or in the past, returns would have been lower. See the current prospectus for more information.

The returns for the Series shown do not reflect the deduction of fees and expenses associated with variable products, such as mortality and expense risk charges, separate account charges, and sales charges imposed by insurance company separate accounts. Such fees and expenses would reduce the overall returns shown and vary by insurance companies. Please refer to the variable product's annual report for performance that reflects the deduction of the fees, expenses and other charges imposed by insurance company separate accounts.

No representation is made, and no assurance can be given, that any investment's results will be comparable to the investment results of any other product with similar investment objectives and policies, including products with the same investment professional or manager. Differences in portfolio size, investments held, contract and portfolio expenses, and other factors, can be expected to affect performance.

About Variable Products

Issued by insurance companies, variable annuity and variable life insurance contracts allow investors to accumulate money on a tax deferred basis for long-term financial goals. Mortality and expense risk charges (which compensate the insurance company for insurance risks it assumes under the contract), surrender charges (typically levied if a contract holder cancels the contract within a certain period following initial purchase), and an annual maintenance charge are among the fees and expenses typically associated with these types of variable products.

Please keep in mind that any income guarantees are subject to the claims-paying ability of the issuing insurance company, and that contract owners have options when a contract's payout phase begins. Generally, investors may take their money in a lump sum, make discretionary or systematic distributions, or they can annuitize.

Before investing, investors should carefully read their variable annuity or life insurance contract and the associated variable product prospectus, as well as the underlying fund prospectus(es), and carefully consider the investment objectives, risks, charges, and expenses. For this and more complete information about the underlying funds, investors should ask the offering insurance company.

Before investing, consider the Fund's investment objectives, risks, charges and expenses. Visit [invesco.com/fundprospectus](https://www.invesco.com/fundprospectus) for a prospectus/summary prospectus containing this information. Read it carefully before investing.