


PowerShares DB US Dollar Index Bearish Fund and Subsidiary
Statements of Operations (unaudited)

	For the Period May 1, 2009 through May 31, 2009	Year to Date
Income		
Interest Income, net	\$ 33,744	\$ 120,624
Expenses		
Management fee	95,020	393,509
Brokerage commissions and fees	9,502	37,351
Total expenses	104,522	430,860
Net investment income (loss)	(70,778)	(310,236)
Net Realized and Net Change in Unrealized Gain (Loss) on United States Treasury Obligations and Futures		
Net Realized Gain (Loss) on		
United States Treasury Obligations	200	902
Futures	320,220	(6,224,315)
Net Realized Gain (Loss)	320,420	(6,223,413)
Net Change in Unrealized Gain (Loss) on		
United States Treasury Obligations	(10,119)	11,324
Futures	11,997,755	14,792,735
Net Change in Unrealized Gain (Loss)	11,987,636	14,804,059
Net realized and net change in unrealized gain (loss) on United States Treasury Obligations and Futures	12,308,056	8,580,646
Net Income (Loss)	\$ 12,237,278	\$ 8,270,410
Less: Net (income) loss attributed to the non-controlling interest in consolidated subsidiary - related party	(57)	(30)
Net income (loss) attributed to PowerShares DB US Dollar Index Bearish Fund and Subsidiary	\$ 12,237,221	\$ 8,270,380

To the best of the knowledge and belief of the undersigned, the information contained in this report is accurate and complete.



Hans Ephraimson
 Chief Executive Officer
 DB Commodity Services LLC





Michael Gilligan
 Principal Financial Officer
 DB Commodity Services LLC

PowerShares DB US Dollar Index Bearish Fund and Subsidiary
Unaudited Consolidated Statement of Changes in Shareholders' Equity
Period From May 1, 2009 to May 31, 2009

	General Shares										Shares	
	Shares	Paid in Capital	Accumulated Earnings (Deficit)	Total Shareholders' Equity (Deficit)	Shares	Paid in Capital	Accumulated Earnings (Deficit)	Total Shareholders' Equity (Deficit)	Non-controlling Interest	Total Shareholders' Equity (Deficit)	Total Equity	
Balance at May 1, 2009	40	\$ 1,000	\$ 20	\$ 1,020	8,000,000	\$ 211,514,866	\$ (7,552,303)	\$ 203,962,563	\$ 1,020	\$ 203,963,583	\$ 203,964,603	
Sale of Shares					2,400,000	63,708,050		63,708,050		63,708,050	63,708,050	
Redemption of Shares					(200,000)	(5,205,284)		(5,205,284)		(5,205,284)	(5,205,284)	
Net Investment Income (Loss)												
Net realized gain (loss) on United States Treasury Obligations and Futures												
Net change in unrealized gain (loss) on United States Treasury Obligations and Futures												
Net Income (Loss)												
Balance at May 31, 2009	40	\$ 1,000	\$ 77	\$ 1,077	10,200,000	\$ 270,017,632	\$ (4,684,861)	\$ 274,702,493	\$ 1,077	\$ 274,703,570	\$ 274,704,647	

Net Asset Value per share
 General shares (40 shares) \$ 26.93
 Shares (10,200,000 shares) \$ 26.93


 Hans Ephraimsson
 Chief Executive Officer
 DB Commodity Services LLC


 Michael Gilligan
 Principal Financial Officer
 DB Commodity Services LLC