



**PowerShares DB Precious Metals Fund**  
**Statements of Operations (unaudited)**

	For the Period November 1, 2012 through November 30, 2012	Year to Date
<b>Income</b>		
Interest Income, net	\$ 23,070	\$ 197,253
<b>Expenses</b>		
Management fee	234,076	2,603,710
Brokerage commissions and fees	20,884	53,782
Total expenses	254,960	2,657,492
<b>Net investment income (loss)</b>	(231,890)	(2,460,239)
<b>Net Realized and Net Change in Unrealized Gain (Loss) on United States Treasury Obligations and Futures</b>		
<b>Net Realized Gain (Loss) on</b>		
United States Treasury Obligations	(102)	1,721
Futures	3,385,610	(17,213,480)
<b>Net Realized Gain (Loss)</b>	3,385,508	(17,211,759)
<b>Net Change in Unrealized Gain (Loss) on</b>		
United States Treasury Obligations	18,502	21,287
Futures	(2,705,380)	53,431,485
<b>Net Change in Unrealized Gain (Loss)</b>	(2,686,878)	53,452,772
Net realized and net change in unrealized gain (loss) on United States Treasury Obligations and Futures	698,630	36,241,013
<b>Net Income (Loss)</b>	\$ 466,740	\$ 33,780,774

To the best of the knowledge and belief of the undersigned, the information contained in this report is accurate and complete.

  
 Martin Kremenstein  
 Chief Executive Officer  
 DB Commodity Services LLC


  
 Michael Gilligan  
 Chief Financial Officer  
 DB Commodity Services LLC


*PowerShares DB Precious Metals Fund*  
*Unaudited Statement of Changes in Shareholders' Equity*  
*Period From November 1, 2012 to November 30, 2012*

	General Shares				Shares				Total Shareholders' Equity (Deficit)
	Shares	Paid in Capital	Accumulated Earnings (Deficit)	Total Equity (Deficit)	Shares	Paid in Capital	Accumulated Earnings (Deficit)	Total Equity (Deficit)	
<b>Balance at November 1, 2012</b>	40	\$ 1,000	\$ 1,369	\$ 2,369	6,600,000	\$ 248,069,567	\$ 142,718,973	\$ 390,788,540	\$ 390,790,909
Redemption of Shares					(200,000)	(11,842,078)		(11,842,078)	(11,842,078)
Net Income (Loss)									
Net investment income (loss)			(1)	(1)			(231,889)	(231,889)	(231,890)
Net realized gain (loss) on United States Treasury Obligations and Futures			17	17			3,385,491	3,385,491	3,385,508
Net change in unrealized gain (loss) on United States Treasury Obligations and Futures			(13)	(13)			(2,686,865)	(2,686,865)	(2,686,878)
Net Income (Loss)			3	3			466,737	466,737	466,740
<b>Balance at November 30, 2012</b>	40	\$ 1,000	\$ 1,372	\$ 2,372	6,400,000	\$ 236,227,489	\$ 143,185,710	\$ 379,413,199	\$ 379,415,571

**Net Asset Value per share**

General shares (40 shares)	<u>\$ 59.30</u>
Shares (6,400,000 shares)	<u>\$ 59.28</u>

  
 Martin Kremenstein  
 Chief Executive Officer  
 DB Commodity Services LLC

  
 Michael Gilligan  
 Chief Financial Officer  
 DB Commodity Services LLC