



PowerShares DB Precious Metals Fund
Statements of Operations (unaudited)

	For the Period December 1, 2013 through December 31, 2013	Year to Date
Income		
Interest Income, net	\$ 5,472	\$ 124,243
Expenses		
Management fee	117,293	1,880,210
Brokerage commissions and fees	3,756	39,778
Total expenses	121,049	1,919,988
Net investment income (loss)	(115,577)	(1,795,745)
Net Realized and Net Change in Unrealized Gain (Loss) on United States Treasury Obligations and Futures		
Net Realized Gain (Loss) on		
United States Treasury Obligations	1,060	6,849
Futures	(5,304,500)	(98,133,775)
Net Realized Gain (Loss)	(5,303,440)	(98,126,926)
Net Change in Unrealized Gain (Loss) on		
United States Treasury Obligations	(2,567)	(11,312)
Futures	(2,976,560)	2,232,595
Net Change in Unrealized Gain (Loss)	(2,979,127)	2,221,283
Net realized and net change in unrealized gain (loss) on United States Treasury Obligations and Futures	(8,282,567)	(95,905,643)
Net Income (Loss)	\$ (8,398,144)	\$ (97,701,388)

To the best of the knowledge and belief of the undersigned, the information contained in this report is accurate and complete.


 Martin Kremenstein
 Chief Executive Officer
 DB Commodity Services LLC



 Michael Gilligan
 Chief Financial Officer
 DB Commodity Services LLC

PowerShares DB Precious Metals Fund
Unaudited Statement of Changes in Shareholders' Equity
Period From December 1, 2013 to December 31, 2013

	General Shares		Shares		
	Shares	Total Equity (Deficit)	Shares	Total Equity (Deficit)	Total Shareholders' Equity (Deficit)
Balance at December 1, 2013	40	\$ 1,631	5,200,000	\$ 212,066,742	\$ 212,068,373
Sale of Shares			200,000	8,216,125	8,216,125
Redemption of Shares			(800,000)	(31,686,208)	(31,686,208)
Net Income (Loss)					
Net investment income (loss)		(1)		(115,576)	(115,577)
Net realized gain (loss) on United States Treasury Obligations and Futures		(40)		(5,303,400)	(5,303,440)
Net change in unrealized gain (loss) on United States Treasury Obligations and Futures		(23)		(2,979,104)	(2,979,127)
Net Income (Loss)		(64)		(8,398,080)	(8,398,144)
Balance at December 31, 2013	40	\$ 1,567	4,600,000	\$ 180,198,579	\$ 180,200,146

Net Asset Value per share

General shares (40 shares)	<u>\$ 39.17</u>
Shares (4,600,000 shares)	<u>\$ 39.17</u>



 Martin Kremenstein
 Chief Executive Officer
 DB Commodity Services LLC



 Michael Gilligan
 Chief Financial Officer
 DB Commodity Services LLC