

*PowerShares DB Commodity Index Tracking Fund and Subsidiary*  
*Statements of Operations (unaudited)*

---

**For the Period**  
**January 1, 2010**  
**through**  
**January 31, 2010**

**Income**

Interest Income, net \$ 194,473

**Expenses**

Management fee 3,131,257  
Brokerage commissions and fees 298,101  
Total expenses 3,429,358  
**Net investment income (loss)** **(3,234,885)**

**Net Realized and Net Change in Unrealized Gain (Loss)**  
**on United States Treasury Obligations and Futures**

**Net Realized Gain (Loss) on**

United States Treasury Obligations (75,310)  
Futures 1,552,034  
**Net Realized Gain (Loss)** **1,476,724**

**Net Change in Unrealized Gain (Loss) on**

United States Treasury Obligations (24,577)  
Futures (340,354,732)  
**Net Change in Unrealized Gain (Loss)** **(340,379,309)**

Net realized and net change in unrealized gain (loss) on  
United States Treasury Obligations and Futures (338,902,585)

**Net Income (Loss)**

**\$ (342,137,470)**

Less: net (income) loss attributed to the non-controlling interest in consolidated  
subsidiary - related party

75


**Net income (loss) attributed to PowerShares DB Commodity Index Tracking Fund and Subsidiary**

**\$ (342,137,395)**

**To the best of the knowledge and belief of the undersigned, the information  
contained in this report is accurate and complete.**



Hans Ephraimson  
Chief Executive Officer  
DB Commodity Services LLC




Michael Gilligan  
Principal Financial Officer  
DB Commodity Services LLC


*PowerShares DB Commodity Index Tracking Fund and Subsidiary*  
*Unaudited Consolidated Statement of Changes in Shareholders' Equity*  
*Period From January 1, 2010 to January 31, 2010*

	General Shares				Shares			
	Shares	Paid in Capital	Accumulated Earnings (Deficit)	Total Equity (Deficit)	Shares	Paid in Capital	Accumulated Earnings (Deficit)	Total Equity (Deficit)
Balance at January 1, 2010	40	\$ 1,000	\$ (14)	\$ 986	178,000,000	\$ 4,067,244,194	\$ 320,708,279	\$ 4,387,952,473
Sale of Shares					3,800,000	95,264,446		95,264,446
Redemption of Shares					(2,800,000)	(65,791,232)		(65,791,232)
Net Income (Loss)			(1)	(1)			(3,234,883)	(3,234,883)
Net investment income (loss)								
Net realized gain (loss) on United States Treasury Obligations and Futures on United States Treasury Obligations and Futures								
Net change in unrealized gain (loss) on United States Treasury Obligations and Futures								
Balance at January 31, 2010	40	\$ 1,000	\$ (89)	\$ (74)	179,000,000	\$ 4,096,717,408	\$ (21,429,041)	\$ 4,075,288,367

Net Asset Value per share  
 General shares (40 shares)  
 Shares (179,000,000 shares)

\$ 22.78  
\$ 22.77

  
 Hans Epphrainson  
 Chief Executive Officer  
 DB Commodity Services LLC

  
 Michael Gilligan  
 Principal Financial Officer  
 DB Commodity Services LLC

	Total Shareholders' Equity (Deficit)	Non-controlling Interest	Total Equity
Balance at January 1, 2010	\$ 4,387,952,459	\$ 986	\$ 4,387,954,445
Sale of Shares	95,264,446		95,264,446
Redemption of Shares	(65,791,232)		(65,791,232)
Net Income (Loss)	(3,234,884)	(1)	(3,234,885)
Balance at January 31, 2010	\$ 4,075,289,278	\$ 911	\$ 4,075,290,189