



PowerShares DB Commodity Index Tracking Fund
Statements of Operations (unaudited)

	For the Period August 1, 2013 through August 31, 2013	Year to Date
Income		
Interest Income, net	\$ 227,601	\$ 2,636,053
Expenses		
Management fee	4,683,023	37,328,981
Brokerage commissions and fees	9,755	761,316
Total expenses	<u>4,692,778</u>	<u>38,090,297</u>
Net investment income (loss)	<u>(4,465,177)</u>	<u>(35,454,244)</u>
Net Realized and Net Change in Unrealized Gain (Loss) on United States Treasury Obligations and Futures		
Net Realized Gain (Loss) on		
United States Treasury Obligations	29	48,227
Futures	<u>(494,339)</u>	<u>(211,379,262)</u>
Net Realized Gain (Loss)	<u>(494,310)</u>	<u>(211,331,035)</u>
Net Change in Unrealized Gain (Loss) on		
United States Treasury Obligations	47,921	(143,178)
Futures	<u>177,720,396</u>	<u>(36,280,006)</u>
Net Change in Unrealized Gain (Loss)	<u>177,768,317</u>	<u>(36,423,184)</u>
Net realized and net change in unrealized gain (loss) on United States Treasury Obligations and Futures	<u>177,274,007</u>	<u>(247,754,219)</u>
Net Income (Loss)	<u>\$ 172,808,830</u>	<u>\$ (283,208,463)</u>

To the best of the knowledge and belief of the undersigned, the information contained in this report is accurate and complete.



 Martin Kremenstein
 Chief Executive Officer
 DB Commodity Services LLC




 Michael Gilligan
 Chief Financial Officer
 DB Commodity Services LLC

PowerShares DB Commodity Index Tracking Fund
Unaudited Statement of Changes in Shareholders' Equity
Period From August 1, 2013 to August 31, 2013

	General Shares		Shares		Total Shareholders' Equity (Deficit)
	Shares	Total Equity (Deficit)	Shares	Total Equity (Deficit)	
Balance at August 1, 2013	40	\$ 1,036	246,200,000	\$ 6,379,471,783	\$ 6,379,472,819
Sale of Shares			4,400,000	116,523,072	116,523,072
Redemption of Shares			(400,000)	(10,169,980)	(10,169,980)
Net Income (Loss)					
Net investment income (loss)		(1)		(4,465,176)	(4,465,177)
Net realized gain (loss) on United States Treasury Obligations and Futures		-		(494,310)	(494,310)
Net change in unrealized gain (loss) on United States Treasury Obligations and Futures		29		177,768,288	177,768,317
Net Income (Loss)		28		172,808,802	172,808,830
Balance at August 31, 2013	<u>40</u>	<u>\$ 1,064</u>	<u>250,200,000</u>	<u>\$ 6,658,633,677</u>	<u>\$ 6,658,634,741</u>

Net Asset Value per share

General shares (40 shares)	<u>\$ 26.60</u>
Shares (250,200,000 shares)	<u>\$ 26.61</u>



 Martin Kremenstein
 Chief Executive Officer
 DB Commodity Services LLC



 Michael Gilligan
 Chief Financial Officer
 DB Commodity Services LLC