



**PowerShares DB US Dollar Index Bearish Fund**  
**Statements of Operations (unaudited)**

	<b>For the Period April 1, 2013 through April 30, 2013</b>	<b>Year to Date</b>
<b>Income</b>		
Interest Income, net	\$ 4,972	\$ 17,893
<b>Expenses</b>		
Management fee	49,518	217,439
Brokerage commissions and fees	1,301	15,496
Total expenses	50,819	232,935
<b>Net investment income (loss)</b>	<b>(45,847)</b>	<b>(215,042)</b>
<b>Net Realized and Net Change in Unrealized Gain (Loss) on United States Treasury Obligations and Futures</b>		
<b>Net Realized Gain (Loss) on</b>		
United States Treasury Obligations	83	(99)
Futures	18,655	(3,273,231)
<b>Net Realized Gain (Loss)</b>	<b>18,738</b>	<b>(3,273,330)</b>
<b>Net Change in Unrealized Gain (Loss) on</b>		
United States Treasury Obligations	2,449	1,935
Futures	1,324,351	984,468
<b>Net Change in Unrealized Gain (Loss)</b>	<b>1,326,800</b>	<b>986,403</b>
Net realized and net change in unrealized gain (loss) on United States Treasury Obligations and Futures	1,345,538	(2,286,927)
<b>Net Income (Loss)</b>	<b>\$ 1,299,691</b>	<b>\$ (2,501,969)</b>

To the best of the knowledge and belief of the undersigned, the information contained in this report is accurate and complete.

  
 \_\_\_\_\_  
 Martin Kremenstein  
 Chief Executive Officer  
 DB Commodity Services LLC

  
 \_\_\_\_\_  
 Michael Gilligan  
 Chief Financial Officer  
 DB Commodity Services LLC


*PowerShares DB US Dollar Index Bearish Fund*  
*Unaudited Statement of Changes in Shareholders' Equity*  
*Period From April 1, 2013 to April 30, 2013*

	General Shares		Shares		Total Shareholders' Equity (Deficit)
	Shares	Total Equity (Deficit)	Shares	Total Equity (Deficit)	
<b>Balance at April 1, 2013</b>	40	\$ 1,044	3,200,000	\$ 83,528,012	\$ 83,529,056
Redemption of Shares			(200,000)	(5,239,430)	(5,239,430)
Net Income (Loss)					
Net investment income (loss)		(1)		(45,846)	(45,847)
Net realized gain (loss) on United States Treasury Obligations and Futures		-		18,738	18,738
Net change in unrealized gain (loss) on United States Treasury Obligations and Futures		18		1,326,782	1,326,800
Net Income (Loss)		17		1,299,674	1,299,691
<b>Balance at April 30, 2013</b>	<u>40</u>	<u>\$ 1,061</u>	<u>3,000,000</u>	<u>\$ 79,588,256</u>	<u>\$ 79,589,317</u>

**Net Asset Value per share**

General shares (40 shares)	<u>\$ 26.53</u>
Shares (3,000,000 shares)	<u>\$ 26.53</u>

\_\_\_\_\_  
Martin Kremenstein  
Chief Executive Officer  
DB Commodity Services LLC

\_\_\_\_\_  
  
Michael Gilligan  
Chief Financial Officer  
DB Commodity Services LLC