



**PowerShares DB US Dollar Index Bearish Fund**  
**Statements of Operations (unaudited)**

	<b>For the Period September 1, 2013 through September 30, 2013</b>	<b>Year to Date</b>
<b>Income</b>		
Interest Income, net	\$ 1,891	\$ 30,397
<b>Expenses</b>		
Management fee	39,477	432,621
Brokerage commissions and fees	2,632	34,841
Total expenses	42,109	467,462
<b>Net investment income (loss)</b>	(40,218)	(437,065)
<b>Net Realized and Net Change in Unrealized Gain (Loss) on United States Treasury Obligations and Futures</b>		
<b>Net Realized Gain (Loss) on</b>		
United States Treasury Obligations	-	2,106
Futures	(412,500)	(1,899,006)
<b>Net Realized Gain (Loss)</b>	(412,500)	(1,896,900)
<b>Net Change in Unrealized Gain (Loss) on</b>		
United States Treasury Obligations	(927)	(2,655)
Futures	2,011,917	1,092,486
<b>Net Change in Unrealized Gain (Loss)</b>	2,010,990	1,089,831
Net realized and net change in unrealized gain (loss) on United States Treasury Obligations and Futures	1,598,490	(807,069)
<b>Net Income (Loss)</b>	<b>\$ 1,558,272</b>	<b>\$ (1,244,134)</b>

To the best of the knowledge and belief of the undersigned, the information contained in this report is accurate and complete.

  
 \_\_\_\_\_  
 Martin Kremenstein  
 Chief Executive Officer  
 DB Commodity Services LLC


  
 \_\_\_\_\_  
 Michael Gilligan  
 Chief Financial Officer  
 DB Commodity Services LLC


*PowerShares DB US Dollar Index Bearish Fund*  
*Unaudited Statement of Changes in Shareholders' Equity*  
*Period From September 1, 2013 to September 30, 2013*

	General Shares		Shares		Total Shareholders' Equity (Deficit)
	Shares	Total Equity (Deficit)	Shares	Total Equity (Deficit)	
<b>Balance at September 1, 2013</b>	40	\$ 1,056	2,400,000	\$ 63,370,144	\$ 63,371,200
Net Income (Loss)					
Net investment income (loss)		(1)		(40,217)	(40,218)
Net realized gain (loss) on United States Treasury Obligations and Futures		(7)		(412,493)	(412,500)
Net change in unrealized gain (loss) on United States Treasury Obligations and Futures		34		2,010,956	2,010,990
Net Income (Loss)		26		1,558,246	1,558,272
<b>Balance at September 30, 2013</b>	<u>40</u>	<u>\$ 1,082</u>	<u>2,400,000</u>	<u>\$ 64,928,390</u>	<u>\$ 64,929,472</u>

**Net Asset Value per share**

General shares (40 shares)	<u>\$ 27.05</u>
Shares (2,400,000 shares)	<u>\$ 27.05</u>

  
 \_\_\_\_\_  
 Martin Kremenstein  
 Chief Executive Officer  
 DB Commodity Services LLC

  
 \_\_\_\_\_  
 Michael Gilligan  
 Chief Financial Officer  
 DB Commodity Services LLC