

Preferred Opportunity Portfolio 2026-2

Trust specifics

Deposit information	
Public offering price per unit ¹	\$10.00
Minimum investment (\$250 for IRAs) ²	\$1,000.00
Deposit date	05/22/26
Termination date	05/18/28
Distribution dates	25th day of each month
Record dates	10th day of each month
Term of trust	24 months
Symbol	IPBFBE
Historical 12 month distributions [†]	\$0.5621

PFOP262 Sales charge and Symbol

Brokerage

Sales charge³

Deferred sales charge	2.25%
Creation and development fee	0.50%
Total sales charge	2.75%
Last deferred sales charge payment date	02/10/27

Symbol

Cash	PFD262
Historical 12 month distribution rate [†]	5.62%

Fee-based

Sales charge³

Fee-based sales charge	0.50%
Historical 12 month distribution rate [†] (fee-based)	5.75%

[†] The historical 12 month distributions per unit and each historical 12 month distribution rate of the securities included in the trust are for illustrative purposes only and are not indicative of the trust's actual distributions or distribution rate. The historical 12 month distributions per unit amount is based upon the weighted average of the actual distributions paid by the securities included in the trust over the 12 months preceding the trust's deposit date, and is reduced to account for the effects of fees and expenses which will be incurred when investing in a trust. Each historical 12 month distribution rate is calculated by dividing the historical 12 month distributions amount by the trust's initial \$10 public offering price per unit. There is no guarantee the issuers of the securities included in the trust will declare dividends or distributions in the future. The distributions paid by the trust, as well as the corresponding rates, may be higher or lower than the figures shown due to certain factors that may include, but are not limited to, a change in the dividends or distributions paid by issuers, actual expenses incurred, currency fluctuations, the sale of trust securities to pay any deferred sales charges, trust fees and expenses, variations in the trust's per unit price, or with the call, maturity or the sale of securities in the trust. Distributions made by certain securities in the trust may include non-ordinary income.

Objective

The Portfolio seeks an attractive level of current income. The Portfolio seeks to achieve its objective by investing in a portfolio consisting of preferred securities issued primarily by financial institutions such as banks and insurance companies.

Portfolio composition (As of the business day before deposit date)

Automobiles

Ford Motor Company	F d
--------------------	-----

Banks

Bank of America Corporation - Series SS	BAC s
Citigroup, Inc. - Series II	C R
Citizens Financial Group, Inc. - Series H	CFG h
Fifth Third Bancorp - Series M	FITBM
Huntington Bancshares, Inc. - Series J	HBANL
M&T Bank Corporation - Series J	MTB j
Regions Financial Corporation - Series F	RF f
U.S. Bancorp - Series O	USB s

Capital Markets

Affiliated Managers Group, Inc.	MGRE
Bank of New York Mellon Corporation - Series K	BNY k
KKR & Company, Inc. - Series T	KKRT
Morgan Stanley - Series Q	MS q

Consumer Finance

Synchrony Financial - Series B	SYF b
--------------------------------	-------

Electric Utilities

NextEra Energy Capital Holdings, Inc. - Series U	NEE u
Southern Company	SOJF

Financial Services

Apollo Global Management, Inc.	APOS
Athene Holding, Ltd. - Series A	ATH A
Corebridge Financial, Inc.	CRBD
Jackson Financial, Inc. - Series A	JXN A
Voya Financial, Inc. - Series B	VOYA b

Insurance

Allstate Corporation - Series J	ALL j
F&G Annuities & Life, Inc.	FGSN

Multi-Utilities

Brookfield Infrastructure Finance ULC	BIPJ
DTE Energy Company - Series H	DTK

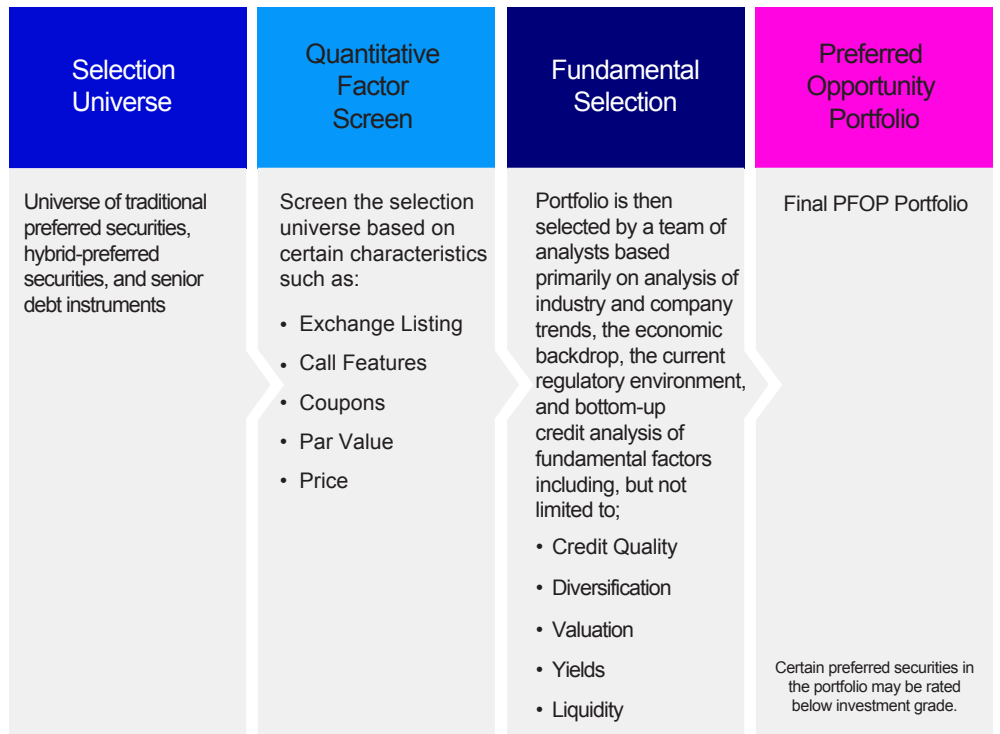
Oil Gas & Consumable Fuels

TransCanada Pipelines, Ltd.	TCPA
-----------------------------	------

Specialized REITs⁴

Public Storage - Series S	PSA s
---------------------------	-------

The trust portfolio is provided for informational purposes only and should not be deemed as a recommendation to buy or sell the individual securities shown above.

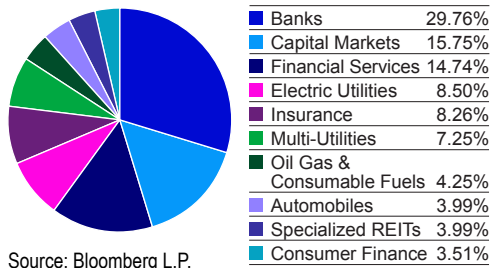


See page 2 for the footnotes on trust specifics.

Not a Deposit | Not FDIC Insured | Not Guaranteed by the Bank | May Lose Value | Not Insured by any Federal Government Agency

Portfolio diversification

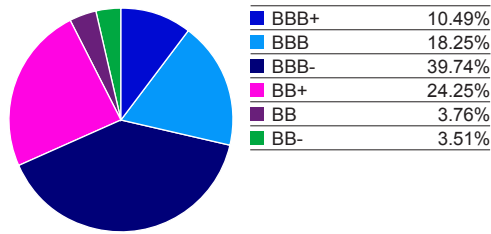
(As of the business day before deposit date)



Source: Bloomberg L.P.

Standard & Poor's security ratings

(As of the business day before deposit date)



Source: Standard and Poor's. Moody's Investors Service, Inc. rating denoted by **

About risk

There is no assurance the trust will achieve its investment objective. An investment in this unit investment trust is subject to market risk, which is the possibility that the market values of securities owned by the trust will decline and that the value of trust units may therefore be less than what you paid for them. This trust is unmanaged and its portfolio is not intended to change during the trust's life except in limited circumstances. Accordingly, you can lose money investing in this trust. The trust should be considered as part of a long-term investment strategy and you should consider your ability to pursue it by investing in successive trusts, if available. You will realize tax consequences associated with investing from one series to the next.

An investment in the Portfolio should be made with an understanding of the risks associated with an investment in a Portfolio of preferred securities, such as the inability of the issuer to pay the principal of or income on a security when due, volatile interest rates, early call provisions and changes to the tax status of the securities.

The value of preferred securities may fall if interest rates, in general, rise. The negative impact on preferred income securities from any interest rate increases could be swift and significant. No one can predict whether interest rates will rise or fall in the future.

An issuer may be unable to make dividend or interest payments in the future. This may result in a reduction in the value of your Units.

The financial condition of an issuer may worsen or its credit ratings may drop, resulting in a reduction in the value of your Units. This may occur at any point in time, including during the initial offering period.

You could experience dilution of your investment if the size of the Portfolio is increased as Units are sold. There is no assurance that your investment will maintain its proportionate share in the Portfolio's profits and losses.

The Portfolio will receive early returns of principal if securities are called or sold before the Portfolio termination. If this happens your income will decline and you may not be able to reinvest the money you receive at as high a yield. In addition, the value of your units may decline if any Portfolio securities trading at a premium are called at par.

Certain preferred securities in the Portfolio are rated below investment grade and considered to be "junk" or "high-yield" securities. Securities rated below "BBB-" by Standard and Poor's or Fitch Ratings or below "Baa3" by Moody's are considered to be below investment grade. These securities are considered to be speculative and are subject to greater market and credit risks. Accordingly, the risk of default is higher than with investment grade securities. In addition, these securities may be more sensitive to interest rate changes and may be more likely to make early returns of principal.

The Portfolio invests solely in preferred securities and debt securities that have preferred characteristics. Preferred securities are typically subordinated to bonds and other debt instruments in a company's capital structure in terms of priority to corporate income and therefore are subject to greater risk than those debt instruments. In addition to the other risks described herein, income payments on most preferreds are noncumulative and can be deferred indefinitely; distributions on certain hybrid-trust preferreds may be skipped or deferred. This deferred risk may reduce the amount of income you receive on your Units.

The Portfolio is concentrated in securities issued by banks and other companies in the financials sector. Financial services issuers are substantially affected by changes in economic and market conditions. Negative developments in this sector will affect the value of your investment more than would be the case in a more diversified investment.

A credit rating is an assessment provided by a nationally recognized statistical rating organization (NRSRO) of the creditworthiness of an issuer with respect to debt obligations, including specific securities, money market instruments or other debts. Ratings are measured on a scale that generally ranges from AAA/Aaa (highest) to D/C (lowest); ratings are subject to change without notice. For more information on Standard and Poor's rating methodology, please visit www.standardandpoors.com and select "Understanding Ratings" under Rating Resources on the homepage, www.moodys.com and select "Rating Methodologies" under Research and Ratings on the homepage or Fitch Ratings at www.fitchratings.com and select "Understanding Credit Ratings" on the homepage.

1. Including sales charges. As of deposit date.

2. Represents the value of 100 units on the deposit date. The value of the minimum investment amount of 100 units may be greater or less than \$1,000.00 following the deposit date.

3. Assuming a public offering price of \$10 per unit. There is no initial sales charge if the public offering price per unit is \$10 or less. If the public offering price per unit exceeds \$10, an initial sales charge is paid at the time of purchase. The per unit amount of the initial sales charge is 2.75% of the dollar amount that the public offering price per unit exceeds \$10.

Before investing, investors should carefully read the prospectus and consider the investment objectives, risks, charges and expenses. For this and more complete information about the trust, investors should ask their financial professional(s) for a prospectus or download one at invesco.com/uit.

This does not constitute a recommendation of any investment strategy or product for a particular investor. Investors should consult a financial professional before making any investment decisions.

Invesco unit investment trusts are distributed by the Sponsor, Invesco Capital Markets, Inc. and broker dealers including Invesco Distributors, Inc. Both firms are indirect, wholly owned subsidiaries of Invesco Ltd.