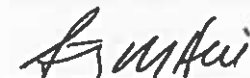



PowerShares DB Precious Metals Fund (DBP)
Statements of Operations (unaudited)

	For the Period February 1, 2016 through February 29, 2016	Year to Date
Income		
Interest Income	\$ 18,826	\$ 28,821
Expenses		
Management fee	64,817	127,945
Brokerage commissions and fees	1,554	2,319
Interest expense	130	256
Total expenses	66,501	130,520
Net investment income (loss)	(47,675)	(101,699)
Net Realized and Net Change in Unrealized Gain (Loss) on United States Treasury Obligations and Futures		
Net Realized Gain (Loss) on		
United States Treasury Obligations	-	-
Futures	836,567	836,567
Net Realized Gain (Loss)	836,567	836,567
Net Change in Unrealized Gain (Loss) on		
United States Treasury Obligations	6,016	(2,045)
Futures	8,829,683	13,457,763
Net Change in Unrealized Gain (Loss)	8,835,699	13,455,718
Net realized and net change in unrealized gain (loss) on United States Treasury Obligations and Futures	9,672,266	14,292,285
Net Income (Loss)	\$ 9,624,591	\$ 14,190,586

To the best of the knowledge and belief of the undersigned, the information contained in this report is accurate and complete.



Steven Hill
Principal Financial and Accounting Officer, Investment Pools
Invesco PowerShares Capital Management LLC




Andrew Schlossberg
Principal Executive Officer
Invesco PowerShares Capital Management LLC

PowerShares DB Precious Metals Fund (DBP)
Unaudited Statement of Changes in Shareholders' Equity
Period From February 1, 2016 to February 29, 2016

	<u>General Shares</u>		<u>Shares</u>		
	<u>Shares</u>	<u>Total Equity (Deficit)</u>	<u>Shares</u>	<u>Total Equity (Deficit)</u>	<u>Total Shareholders' Equity (Deficit)</u>
Balance at February 1, 2016	40	\$ 1,352	3,000,000	\$ 101,408,216	\$ 101,409,568
Sale of Shares			200,000	7,308,527	7,308,527
Redemption of Shares			-	-	-
Net Income (Loss)					
Net investment income (loss)		(1)		(47,674)	(47,675)
Net realized gain (loss) on United States Treasury Obligations and Futures		11		836,556	836,567
Net change in unrealized gain (loss) on United States Treasury Obligations and Futures		117		8,835,582	8,835,699
Net Income (Loss)		127		9,624,464	9,624,591
Balance at February 29, 2016	40	\$ 1,479	3,200,000	\$ 118,341,207	\$ 118,342,686

Net Asset Value per share

General shares (40 shares)	\$ 36.98
Shares (3,200,000 shares)	\$ 36.98


 Steven Hill
 Principal Financial and Accounting Officer, Investment Pools
 Invesco PowerShares Capital Management LLC


 Andrew Schlossberg
 Principal Executive Officer
 Invesco PowerShares Capital Management LLC