



**PowerShares DB Oil Fund**  
**Statements of Operations (unaudited)**

	For the Period November 1, 2012 through November 30, 2012	Year to Date
<b>Income</b>		
Interest Income, net	\$ 57,796	\$ 424,918
<b>Expenses</b>		
Management fee	468,238	4,414,533
Brokerage commissions and fees	7,473	107,942
Total expenses	475,711	4,522,475
<b>Net investment income (loss)</b>	(417,915)	(4,097,557)
<b>Net Realized and Net Change in Unrealized Gain (Loss) on United States Treasury Obligations and Futures</b>		
<b>Net Realized Gain (Loss) on</b>		
United States Treasury Obligations	-	4,877
Futures	(7,060)	(109,733,290)
<b>Net Realized Gain (Loss)</b>	(7,060)	(109,728,413)
<b>Net Change in Unrealized Gain (Loss) on</b>		
United States Treasury Obligations	28,795	37,929
Futures	21,350,300	33,590,650
<b>Net Change in Unrealized Gain (Loss)</b>	21,379,095	33,628,579
Net realized and net change in unrealized gain (loss) on United States Treasury Obligations and Futures	21,372,035	(76,099,834)
<b>Net Income (Loss)</b>	\$ 20,954,120	\$ (80,197,391)

To the best of the knowledge and belief of the undersigned, the information contained in this report is accurate and complete.

  
 Martin Kremenstein  
 Chief Executive Officer  
 DB Commodity Services LLC


  
 Michael Gilligan  
 Chief Financial Officer  
 DB Commodity Services LLC


**PowerShares DB Oil Fund**  
**Unaudited Statement of Changes in Shareholders' Equity**  
**Period From November 1, 2012 to November 30, 2012**

	General Shares				Shares				Total Shareholders' Equity (Deficit)
	Shares	Paid in Capital	Accumulated Earnings (Deficit)	Total Equity (Deficit)	Shares	Paid in Capital	Accumulated Earnings (Deficit)	Total Equity (Deficit)	
<b>Balance at November 1, 2012</b>	40	\$ 1,000	\$ (10)	\$ 990	29,000,000	\$ 691,013,791	\$ 26,751,803	\$ 717,765,594	\$ 717,766,584
Sale of Shares					2,200,000	54,110,446		54,110,446	54,110,446
Net Income (Loss)									
Net investment income (loss)			(1)	(1)			(417,914)	(417,914)	(417,915)
Net realized gain (loss) on United States Treasury Obligations and Futures			-	-			(7,060)	(7,060)	(7,060)
Net change in unrealized gain (loss) on United States Treasury Obligations and Futures			27	27			21,379,068	21,379,068	21,379,095
Net Income (Loss)			26	26			20,954,094	20,954,094	20,954,120
<b>Balance at November 30, 2012</b>	<u>40</u>	<u>\$ 1,000</u>	<u>\$ 16</u>	<u>\$ 1,016</u>	<u>31,200,000</u>	<u>\$ 745,124,237</u>	<u>\$ 47,705,897</u>	<u>\$ 792,830,134</u>	<u>\$ 792,831,150</u>

**Net Asset Value per share**

General shares (40 shares)	<u>\$ 25.40</u>
Shares (31,200,000 shares)	<u>\$ 25.41</u>

  
 Martin Kremenstein  
 Chief Executive Officer  
 DB Commodity Services LLC

  
 Michael Gilligan  
 Chief Financial Officer  
 DB Commodity Services LLC