



PowerShares DB Commodity Index Tracking Fund
Statements of Operations (unaudited)

	For the Period December 1, 2013 through December 31, 2013	Year to Date
Income		
Interest Income, net	\$ 172,167	\$ 3,243,074
Expenses		
Management fee	4,283,621	54,985,133
Brokerage commissions and fees	48,164	1,444,072
Total expenses	4,331,785	56,429,205
Net investment income (loss)	(4,159,618)	(53,186,131)
Net Realized and Net Change in Unrealized Gain (Loss) on United States Treasury Obligations and Futures		
Net Realized Gain (Loss) on		
United States Treasury Obligations	3,818	66,506
Futures	(9,516,024)	(447,211,586)
Net Realized Gain (Loss)	(9,512,206)	(447,145,080)
Net Change in Unrealized Gain (Loss) on		
United States Treasury Obligations	47,007	(210,213)
Futures	46,424,757	(36,200,984)
Net Change in Unrealized Gain (Loss)	46,471,764	(36,411,197)
Net realized and net change in unrealized gain (loss) on United States Treasury Obligations and Futures	36,959,558	(483,556,277)
Net Income (Loss)	\$ 32,799,940	\$ (536,742,408)

To the best of the knowledge and belief of the undersigned, the information contained in this report is accurate and complete.



 Martin Kremenstein
 Chief Executive Officer
 DB Commodity Services LLC




 Michael Gilligan
 Chief Financial Officer
 DB Commodity Services LLC

PowerShares DB Commodity Index Tracking Fund
Unaudited Statement of Changes in Shareholders' Equity
Period From December 1, 2013 to December 31, 2013


	General Shares		Shares		Total Shareholders' Equity (Deficit)
	Shares	Total Equity (Deficit)	Shares	Total Equity (Deficit)	
Balance at December 1, 2013	40	\$ 1,019	236,600,000	\$ 6,025,300,181	\$ 6,025,301,200
Sale of Shares			1,400,000	35,925,767	35,925,767
Redemption of Shares			(15,600,000)	(397,551,411)	(397,551,411)
Net Income (Loss)					
Net investment income (loss)		(1)		(4,159,617)	(4,159,618)
Net realized gain (loss) on United States Treasury Obligations and Futures		(2)		(9,512,204)	(9,512,206)
Net change in unrealized gain (loss) on United States Treasury Obligations and Futures		8		46,471,756	46,471,764
Net Income (Loss)		5		32,799,935	32,799,940
Balance at December 31, 2013	<u>40</u>	<u>\$ 1,024</u>	<u>222,400,000</u>	<u>\$ 5,696,474,472</u>	<u>\$ 5,696,475,496</u>

Net Asset Value per share

General shares (40 shares)	<u>\$ 25.61</u>
Shares (222,400,000 shares)	<u>\$ 25.61</u>



 Martin Kremenstein
 Chief Executive Officer
 DB Commodity Services LLC



 Michael Gilligan
 Chief Financial Officer
 DB Commodity Services LLC