



Invesco Global Equity Trust - Class A

Global Equity

Available exclusively to qualified retirement plans

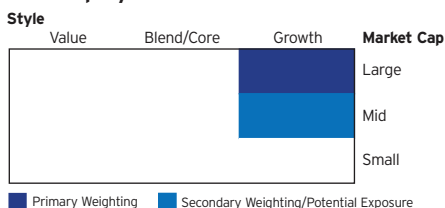
Key Facts

Category	Global Equity
Type of Management	Actively Managed
Fund Inception Date	1/14/2005
Performance Start Date	1/31/2005
CUSIP	67084Y822
Tax ID (EIN)/Plan #	20-0133076/001
Share Class	Class A
Total Net Assets (\$mil)	\$122.05
Share Price (NAV)	\$33.34
Annual Portfolio Turnover*	15.76%

*As of 12/31/2018

Fund Style

Global Equity



The map illustrates areas in which the fund typically invests not necessarily within a limited period of time.

Fund Management

Fund Trustee and Investment Manager

The trustee and investment manager for the Fund is Invesco Trust Company, a Texas trust company (the "Trustee").

Fund Sub-Advisor

The investment sub-advisor for the Fund is Invesco Advisers, Inc. (the "Sub-Advisor"). Information concerning the Sub-Advisor can be found in its Form ADV filed with the U.S. Securities and Exchange Commission ("SEC"), available at www.sec.gov.

Portfolio Management

John Delano

Investment Objective

The Fund's investment objective is long-term growth of capital.

Participant Profile

The Fund may be appropriate for investors seeking long-term capital growth and are prepared to weather the sudden and unpredictable variations in portfolio value associated with the risks of investing in foreign equities.

Word About Risk

Some of the principal risks associated with investing in this Fund include:

There is a risk that you could lose all or a portion of your investment in the Fund. The value of your investment in the fund will go up and down with the prices of the securities in which the fund invests. Listed below are the principal risks associated with investing in the Fund.

In general, stock values fluctuate, sometimes widely, in response to activities specific to the company as well as general market, economic and political conditions. The risks of investing in securities of foreign issuers, including emerging market issuers, can include fluctuations in foreign currencies, political and economic instability, and foreign taxation issues. Stocks of small and mid-sized companies tend to be more vulnerable to adverse developments, may be more volatile, and may be illiquid or restricted as to resale. Growth stocks tend to be more sensitive to changes in their earnings and can be more volatile. The Fund is subject to certain other risks. Please see the current Fund Description for more information regarding the risks associated with an investment in the Fund.

Important Information

The Invesco Collective Trust Funds are bank collective trust funds for which Invesco Trust Company serves as trustee and investment manager. They are available exclusively to qualified retirement plans. The funds are not FDIC insured or registered with the Securities and Exchange Commission. Fund investors and potential investors are strongly encouraged to review the funds' Declaration of Trust for additional information regarding the operation and investment objectives of the funds. Invesco Distributors, Inc. is the US distributor for the Invesco Collective Trust Funds. Both Invesco Trust Company and Invesco Distributors, Inc. are indirect, wholly owned subsidiaries of Invesco Ltd.

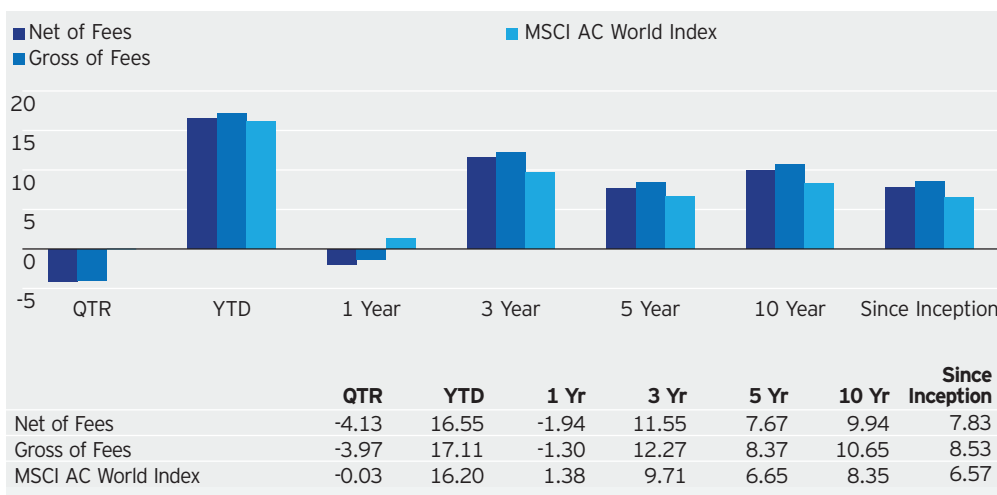
Material presented is compiled from sources believed to be reliable and current, but accuracy cannot be guaranteed. This does not constitute a recommendation of any investment strategy or product for a particular investor. Investors should consult a financial professional before making any investment decisions. When evaluating whether a fund is appropriate for your investment goals, fund performance, fees and expenses are only a few of the criteria you should consider. You may also consider the investment objective, strategy and risks.

The MSCI ACWI (the "Index") Index is a free float-adjusted market capitalization weighted index that is designed to measure the equity market performance of developed and emerging markets. Index performance includes reinvestment of income but does not reflect transaction costs, fees, expenses or taxes. taxes.

Investment Products offered are: NOT FDIC-Insured, May Lose Value, Not Bank Guaranteed.

For Consultant, Broker Dealer, Institutional Investor or Existing Plan Sponsor & their participants' use only.

Performance as of 09/30/2019



Since Inception performance is as of the first full month the fund was open. Total return assumes reinvestment of dividends and capital gains for the periods indicated. Past performance is no guarantee of future results. Gross performance has been calculated before the deduction of investment management and client service fees, but after the deduction of all other expenses applicable to the fund. Net performance has been calculated after the deduction of the Total Annual Expense Ratio of the fund as well as a hypothetical management fee of 0.65%. Investment return and principal value will vary and you may have a gain or loss when you sell shares. Visit InvescoTrustCompany.com for most recent month end performance.

Fees and Expenses

Management Fee	N/A
Annual Fund Operating Expenses*	0.00%
Total Annual Expense Ratio*	0.00%

*Invesco Trust Company has contractually agreed to waive or reimburse Fund Operating expenses. The Total Annual Expense Ratio does not include the management fee or any client service fees that may be paid to third party administrators. Contact your Plan Sponsor to obtain the management fee in effect for your plan and the names of any third parties receiving any client servicing fees for this fund.

The Management fees vary by Plan and may include client service fees payable to third parties at the discretion of your Plan Sponsor. This negotiated fee can fluctuate daily based on the various asset level breakpoints reached at the time the daily fee accrual is calculated for each Plan. Contact your Plan Sponsor to obtain the management fee negotiated for your retirement Plan, the names of any third parties being paid and the amount of the fee paid to those third parties.

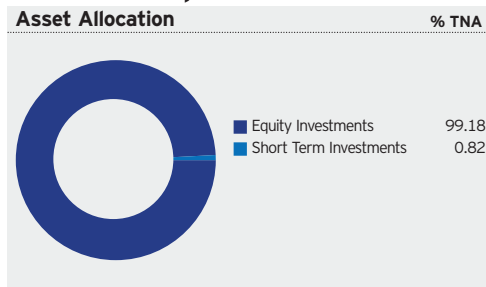
Fund Operating expenses are annualized as of the most recent year end. Operating expenses may include: portfolio valuation and accounting, transfer agency, custody, annual report and audit fees. The investment manager does not assess any fee in connection with the purchase or redemption of units of the fund.

5 Year Risk Regression

Alpha (%)	0.74
Beta	1.17
Information Ratio	0.33
R Squared (%)	0.91
Sharpe Ratio	0.51
Standard Deviation (%)	14.38
Tracking Error (%)	1.62

Risk regression is gross of fees.

Portfolio composition



Portfolio composition statistics are subject to change and current holdings may differ. It should not be assumed that any of the holdings discussed were or will prove to be profitable, or that the investment recommendations or decisions we make in the future will be profitable or will equal the investment performance of the holdings.

Top Ten Equity Holdings	% TNA
Alphabet 'A'	7.22
LVMH Moet Hennessy Louis Vuitton	3.99
Airbus	3.92
S&P	3.58
Intuit	3.54
Facebook 'A'	3.28
Adobe Systems	3.26
SAP	2.73
Nidec	2.49
Citi	2.48

Top Countries	% TNA
United States	51.68
Japan	13.89
France	10.89
Germany	6.34
United Kingdom	4.37
India	3.66
Sweden	2.29
Switzerland	1.75
Spain	1.65
China	1.50

Sector Allocation	% TNA
Short Term Investments	0.82
Information Technology	22.81
Communication Services	14.85
Financials	14.48
Industrials	13.86
Health Care	13.48
Consumer Discretionary	13.06
Consumer Staples	4.45
Real Estate	1.92
Energy	0.27
Total	100.00

Geographic Diversification	% TNA
Short Term Investments	0.82
North America	51.68
Continental Europe	23.55
Japan	13.89
United Kingdom	4.37
Asia / Pacific Basin, ex-Japan	3.66
Emerging Markets	2.04
Total	100.00

Portfolio Characteristics	
Weighted Avg. Market Cap (\$Mil)	152,012.12
Dividend Yield	1.47%
Price to Book Ratio	6.66x
Price/Earnings	24.73x
Return On Equity	19.86%