



PowerShares DB Precious Metals Fund
Statements of Operations (unaudited)

	For the Period November 1, 2014 through November 30, 2014	Year to Date
Income		
Interest Income, net	\$ 2,221	\$ 51,085
Expenses		
Management fee	95,032	1,247,046
Brokerage commissions and fees	5,068	71,509
Total expenses	100,100	1,318,555
Net investment income (loss)	(97,879)	(1,267,470)
Net Realized and Net Change in Unrealized Gain (Loss) on United States Treasury Obligations and Futures		
Net Realized Gain (Loss) on		
United States Treasury Obligations	107	1,950
Futures	(510,550)	(2,378,070)
Net Realized Gain (Loss)	(510,443)	(2,376,120)
Net Change in Unrealized Gain (Loss) on		
United States Treasury Obligations	(2,742)	(200)
Futures	(281,505)	(9,694,175)
Net Change in Unrealized Gain (Loss)	(284,247)	(9,694,375)
Net realized and net change in unrealized gain (loss) on United States Treasury Obligations and Futures	(794,690)	(12,070,495)
Net Income (Loss)	\$ (892,569)	\$ (13,337,965)

To the best of the knowledge and belief of the undersigned, the information contained in this report is accurate and complete.


 Martin Kremenstein
 Chief Executive Officer
 DB Commodity Services LLC



 Michael Gilligan
 Chief Financial Officer
 DB Commodity Services LLC


PowerShares DB Precious Metals Fund
Unaudited Statement of Changes in Shareholders' Equity
Period From November 1, 2014 to November 30, 2014

	<u>General Shares</u>		<u>Shares</u>		<u>Total</u>
	<u>Shares</u>	<u>Total Equity (Deficit)</u>	<u>Shares</u>	<u>Total Equity (Deficit)</u>	<u>Shareholders' Equity (Deficit)</u>
Balance at November 1, 2014	40	\$ 1,463	4,200,000	\$ 153,624,022	\$ 153,625,485
Sale of Shares			-	-	-
Redemption of Shares			-	-	-
Net Income (Loss)					
Net investment income (loss)		-		(97,879)	(97,879)
Net realized gain (loss) on United States Treasury Obligations and Futures		(6)		(510,437)	(510,443)
Net change in unrealized gain (loss) on United States Treasury Obligations and Futures		(3)		(284,244)	(284,247)
Net Income (Loss)		(9)		(892,560)	(892,569)
Balance at November 30, 2014	40	\$ 1,454	4,200,000	\$ 152,731,462	\$ 152,732,916

Net Asset Value per share

General shares (40 shares)	\$ 36.35
Shares (4,200,000 shares)	\$ 36.36


 Martin Kremenstein
 Chief Executive Officer
 DB Commodity Services LLC


 Michael Gilligan
 Chief Financial Officer
 DB Commodity Services LLC