



PowerShares DB Base Metals Fund
Statements of Operations (unaudited)

	For the Period February 1, 2014 through February 28, 2014	Year to Date
Income		
Interest Income, net	\$ 8,638	\$ 18,661
Expenses		
Management fee	151,411	310,198
Brokerage commissions and fees	6,056	7,408
Total expenses	157,467	317,606
Net investment income (loss)	(148,829)	(298,945)
Net Realized and Net Change in Unrealized Gain (Loss) on United States Treasury Obligations and Futures		
Net Realized Gain (Loss) on		
United States Treasury Obligations	23	64
Futures	(9,849,168)	(9,965,756)
Net Realized Gain (Loss)	(9,849,145)	(9,965,692)
Net Change in Unrealized Gain (Loss) on		
United States Treasury Obligations	(5,799)	(1,170)
Futures	14,637,419	2,450,407
Net Change in Unrealized Gain (Loss)	14,631,620	2,449,237
Net realized and net change in unrealized gain (loss) on United States Treasury Obligations and Futures	4,782,475	(7,516,455)
Net Income (Loss)	\$ 4,633,646	\$ (7,815,400)

To the best of the knowledge and belief of the undersigned, the information contained in this report is accurate and complete.


 Martin Kremenstein
 Chief Executive Officer
 DB Commodity Services LLC



 Michael Gilligan
 Chief Financial Officer
 DB Commodity Services LLC

PowerShares DB Base Metals Fund
Unaudited Statement of Changes in Shareholders' Equity
Period From February 1, 2014 to February 28, 2014


	<u>General Shares</u>		<u>Shares</u>		<u>Total</u>
	<u>Shares</u>	<u>Total Equity (Deficit)</u>	<u>Shares</u>	<u>Total Equity (Deficit)</u>	<u>Shareholders' Equity (Deficit)</u>
Balance at February 1, 2014	40	\$ 639	15,600,000	\$ 249,155,855	\$ 249,156,494
Sale of Shares			3,800,000	62,013,901	62,013,901
Redemption of Shares			(1,000,000)	(15,919,798)	(15,919,798)
Net Income (Loss)				(148,829)	(148,829)
Net investment income (loss)		-			
Net realized gain (loss) on United States Treasury Obligations and Futures		(25)		(9,849,120)	(9,849,145)
Net change in unrealized gain (loss) on United States Treasury Obligations and Futures		38		14,631,582	14,631,620
Net Income (Loss)		13		4,633,633	4,633,646
Balance at February 28, 2014	<u>40</u>	<u>\$ 652</u>	<u>18,400,000</u>	<u>\$ 299,883,591</u>	<u>\$ 299,884,243</u>

Net Asset Value per share

General shares (40 shares)	<u>\$ 16.30</u>
Shares (18,400,000 shares)	<u>\$ 16.30</u>



 Martin Kremenstein
 Chief Executive Officer
 DB Commodity Services LLC



 Michael Gilligan
 Chief Financial Officer
 DB Commodity Services LLC