

Buyback Leaders Portfolio 2026-2

Trust specifics

Deposit information	
Public offering price per unit ¹	\$10.00
Minimum investment (\$250 for IRAs) ²	\$1,000.00
Deposit date	04/23/26
Termination date	04/27/28
Distribution dates	25th day of August, November, February and May
Record dates	10th day of August, November, February and May
Term of trust	24 months
Symbol	IBUBFD
Historical 12 month distributions [†]	\$0.0763

BUYB262 Sales charge and Symbol

Brokerage

Sales charge³

Deferred sales charge	2.25%
Creation and development fee	0.50%
Total sales charge	2.75%
Last deferred sales charge payment date	01/10/27

Symbol

Cash	BUYB262
Historical 12 month distribution rate [†]	0.76%

Fee-based

Sales charge³

Fee-based sales charge	0.50%
Historical 12 month distribution rate [†] (fee-based)	0.78%

[†] The historical 12 month distributions per unit and each historical 12 month distribution rate of the securities included in the trust are for illustrative purposes only and are not indicative of the trust's actual distributions or distribution rate. The historical 12 month distributions per unit amount is based upon the weighted average of the actual distributions paid by the securities included in the trust over the 12 months preceding the trust's deposit date, and is reduced to account for the effects of fees and expenses which will be incurred when investing in a trust. Each historical 12 month distribution rate is calculated by dividing the historical 12 month distributions amount by the trust's initial \$10 public offering price per unit. There is no guarantee the issuers of the securities included in the trust will declare dividends or distributions in the future. The distributions paid by the trust, as well as the corresponding rates, may be higher or lower than the figures shown due to certain factors that may include, but are not limited to, a change in the dividends or distributions paid by issuers, actual expenses incurred, currency fluctuations, the sale of trust securities to pay any deferred sales charges, trust fees and expenses, variations in the trust's per unit price, or with the call, maturity or the sale of securities in the trust. Distributions made by certain securities in the trust may include non-ordinary income.

Objective

The Portfolio seeks to provide the potential for above average capital appreciation. The Portfolio seeks to achieve its objective by investing in a portfolio of common stocks of companies that have repurchased significant amounts of their own stock, also known as "buybacks", over the past 12 months.

Portfolio composition (As of the business day before deposit date)

Communication Services

Fox Corporation - CL A FOXA

Consumer Discretionary

Expedia Group, Inc. EXPE
 Marriott International, Inc. - CL A MAR
 Tapestry, Inc. TPR
 Ulta Beauty, Inc. ULTA

Consumer Staples

Kroger Company KR

Energy

Devon Energy Corporation DVN
 Marathon Petroleum Corporation MPC

Financials

Bank of America Corporation BAC
 Citigroup, Inc. C
 Fiserv, Inc. FISV
 Goldman Sachs Group, Inc. GS
 Hartford Insurance Group, Inc. HIG
 JPMorgan Chase & Company JPM
 MetLife, Inc. MET

Health Care

HCA Healthcare, Inc. HCA
 Regeneron Pharmaceuticals, Inc. REGN

Industrials

Johnson Controls International plc JCI
 Leidos Holdings, Inc. LDOS
 Uber Technologies, Inc. UBER

Information Technology

Dell Technologies, Inc. - CL C DELL
 Jabil, Inc. JBL
 Lam Research Corporation LRCX
 Trimble, Inc. TRMB
 Workday, Inc. - CL A WDAY

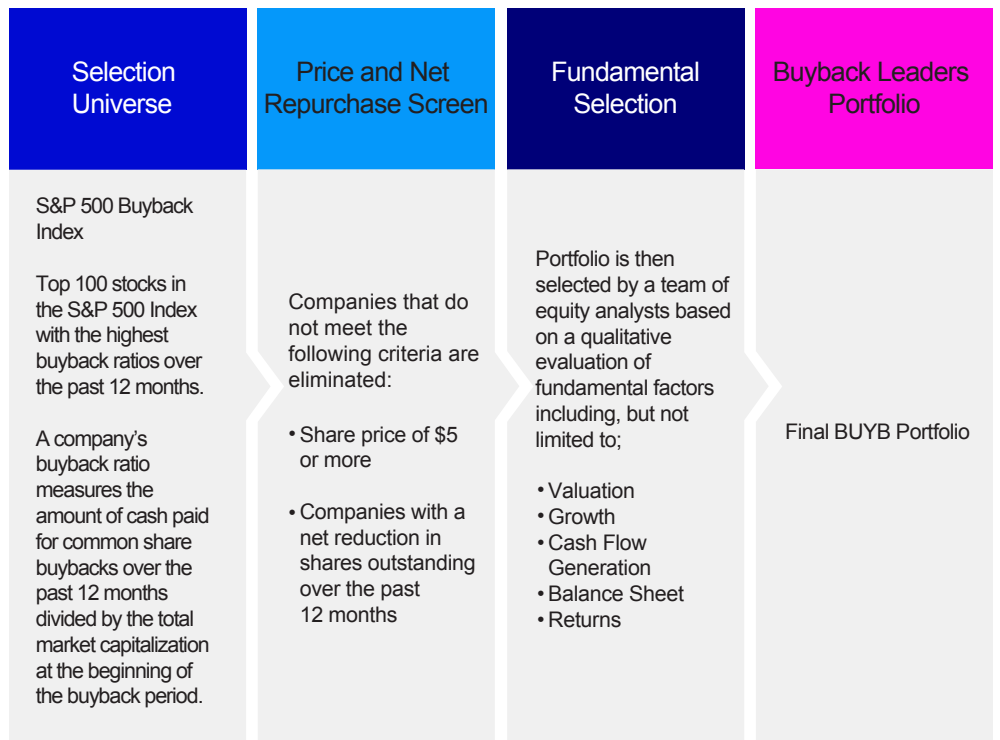
Materials

Ball Corporation BALL

Utilities

NRG Energy, Inc. NRG

The trust portfolio is provided for informational purposes only and should not be deemed as a recommendation to buy or sell the individual securities shown above.

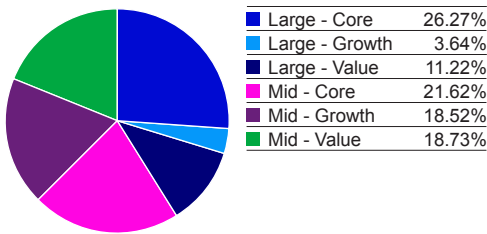


See page 2 for the footnotes on trust specifics.

Not a Deposit | Not FDIC Insured | Not Guaranteed by the Bank | May Lose Value | Not Insured by any Federal Government Agency

Style breakdown

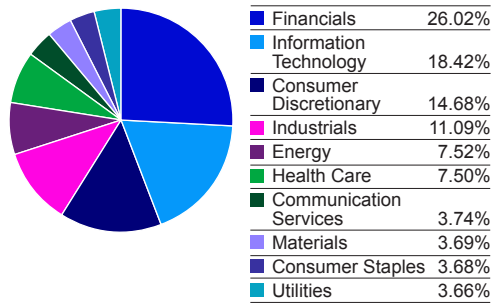
(As of the business day before deposit date)



Source: FactSet and Bloomberg

Sector breakdown

(As of the business day before deposit date)



About risk

There is no assurance that a unit investment trust will achieve its investment objective. An investment in this unit investment trust is subject to market risk, which is the possibility that the market values of securities owned by the trust will decline and that the value of trust units may therefore be less than what you paid for them. This trust is unmanaged and its portfolio is not intended to change during the trust's life except in limited circumstances. Accordingly, you can lose money investing in this trust. The trust should be considered as part of a long-term investment strategy and you should consider your ability to pursue it by investing in successive trusts, if available. You will realize tax consequences associated with investing from one series to the next.

Common stocks do not assure dividend payments. Dividends are paid only when declared by an issuer's board of directors and the amount of any dividend may vary over time. There can be no guarantee or assurance that companies will declare dividends in the future or that if declared, they will remain at current levels or increase over time.

The financial condition of an issuer may worsen or its credit ratings may drop, resulting in a reduction in the value of your Units. This may occur at any point in time, including during the initial offering period.

You could experience dilution of your investment if the size of the Portfolio is increased as Units are sold. There is no assurance that your investment will maintain its proportionate share in the Portfolio's profits and losses.

The Portfolio is concentrated in securities issued by companies in the financials sector. Financial services issuers are substantially affected by changes in economic and market conditions. Negative developments in the financials sector will affect the value of your investment more than would be the case for a more diversified investment.

The S&P 500 Buyback Index is designed to track the performance of the 100 stocks in the S&P 500 with the highest buyback ratios over the past 12 months. The Portfolio does not replicate all of the components of the S&P 500 Buyback Index or its component weightings and the stocks in the portfolio will not change if the index components, or their weightings within the index, change. The performance of the Portfolio will not correspond with the S&P 500 Buyback Index for this reason and because the Portfolio incurs a sales charge and expenses. The Portfolio is not intended to replicate the performance of the index.

The Standard & Poor's 500 Index is an unmanaged index generally representative of the U.S. stock market.

Indices are statistical composites and their returns do not include payment of any sales charges or fees an investor would pay to purchase the securities they represent. Such costs would lower performance. It is not possible to invest directly in an index. The historical performance of one or more indices is shown for illustrative purposes only; it is not meant to forecast, imply or guarantee the future performance of any particular investment or the trust, which will vary.

1. Including sales charges. As of deposit date.
2. Represents the value of 100 units on the deposit date. The value of the minimum investment amount of 100 units may be greater or less than \$1,000.00 following the deposit date.
3. Assuming a public offering price of \$10 per unit. There is no initial sales charge if the public offering price per unit is \$10 or less. If the public offering price per unit exceeds \$10, an initial sales charge is paid at the time of purchase. The per unit amount of the initial sales charge is 2.75% of the dollar amount that the public offering price per unit exceeds \$10.

Before investing, investors should carefully read the prospectus and consider the investment objectives, risks, charges and expenses. For this and more complete information about the trust, investors should ask their financial professional(s) for a prospectus or download one at [invesco.com/uit](https://www.invesco.com/uit).

This does not constitute a recommendation of any investment strategy or product for a particular investor. Investors should consult a financial professional before making any investment decisions.

Invesco unit investment trusts are distributed by the Sponsor, Invesco Capital Markets, Inc. and broker dealers including Invesco Distributors, Inc. Both firms are indirect, wholly owned subsidiaries of Invesco Ltd.