



PowerShares DB Base Metals Fund
Statements of Operations (unaudited)

	For the Period September 1, 2013 through September 30, 2013	Year to Date
Income		
Interest Income, net	\$ 5,403	\$ 120,227
Expenses		
Management fee	163,031	1,744,032
Brokerage commissions and fees	15,521	39,761
Total expenses	178,552	1,783,793
Net investment income (loss)	(173,149)	(1,663,566)
Net Realized and Net Change in Unrealized Gain (Loss) on United States Treasury Obligations and Futures		
Net Realized Gain (Loss) on		
United States Treasury Obligations	58	6,087
Futures	(14,710,969)	(31,116,569)
Net Realized Gain (Loss)	(14,710,911)	(31,110,482)
Net Change in Unrealized Gain (Loss) on		
United States Treasury Obligations	(4,639)	(12,766)
Futures	18,144,521	(13,072,411)
Net Change in Unrealized Gain (Loss)	18,139,882	(13,085,177)
Net realized and net change in unrealized gain (loss) on United States Treasury Obligations and Futures	3,428,971	(44,195,659)
Net Income (Loss)	\$ 3,255,822	\$ (45,859,225)

To the best of the knowledge and belief of the undersigned, the information contained in this report is accurate and complete.


 Martin Kremenstein
 Chief Executive Officer
 DB Commodity Services LLC



 Michael Gilligan
 Chief Financial Officer
 DB Commodity Services LLC

PowerShares DB Base Metals Fund
Unaudited Statement of Changes in Shareholders' Equity
Period From September 1, 2013 to September 30, 2013


	<u>General Shares</u>		<u>Shares</u>		
	<u>Shares</u>	<u>Total Equity (Deficit)</u>	<u>Shares</u>	<u>Total Equity (Deficit)</u>	<u>Total Shareholders' Equity (Deficit)</u>
Balance at September 1, 2013	40	\$ 663	15,800,000	\$ 261,746,271	\$ 261,746,934
Sale of Shares			600,000	9,870,454	9,870,454
Redemption of Shares			(200,000)	(3,291,434)	(3,291,434)
Net Income (Loss)					
Net investment income (loss)		-		(173,149)	(173,149)
Net realized gain (loss) on United States Treasury Obligations and Futures		(35)		(14,710,876)	(14,710,911)
Net change in unrealized gain (loss) on United States Treasury Obligations and Futures		42		18,139,840	18,139,882
Net Income (Loss)		7		3,255,815	3,255,822
Balance at September 30, 2013	<u>40</u>	<u>\$ 670</u>	<u>16,200,000</u>	<u>\$ 271,581,106</u>	<u>\$ 271,581,776</u>

Net Asset Value per share

General shares (40 shares)	<u>\$ 16.75</u>
Shares (16,200,000 shares)	<u>\$ 16.76</u>



 Martin Kremenstein
 Chief Executive Officer
 DB Commodity Services LLC



 Michael Gilligan
 Chief Financial Officer
 DB Commodity Services LLC