



PowerShares DB US Dollar Index Bearish Fund
Statements of Operations (unaudited)

	For the Period September 1, 2014 through September 30, 2014	Year to Date
Income		
Interest Income, net	\$ 1,017	\$ 17,398
Expenses		
Management fee	29,201	314,160
Brokerage commissions and fees	5,947	24,744
Total expenses	<u>35,148</u>	<u>338,904</u>
Net investment income (loss)	<u>(34,131)</u>	<u>(321,506)</u>
Net Realized and Net Change in Unrealized Gain (Loss) on United States Treasury Obligations and Futures		
Net Realized Gain (Loss) on		
United States Treasury Obligations	75	651
Futures	<u>(2,343,054)</u>	<u>(2,577,129)</u>
Net Realized Gain (Loss)	<u>(2,342,979)</u>	<u>(2,576,478)</u>
Net Change in Unrealized Gain (Loss) on		
United States Treasury Obligations	(276)	(1,774)
Futures	<u>453,729</u>	<u>(959,094)</u>
Net Change in Unrealized Gain (Loss)	<u>453,453</u>	<u>(960,868)</u>
Net realized and net change in unrealized gain (loss) on United States Treasury Obligations and Futures	<u>(1,889,526)</u>	<u>(3,537,346)</u>
Net Income (Loss)	<u>\$ (1,923,657)</u>	<u>\$ (3,858,852)</u>

To the best of the knowledge and belief of the undersigned, the information contained in this report is accurate and complete.



 Martin Kremenstein
 Chief Executive Officer
 DB Commodity Services LLC




 Michael Gilligan
 Chief Financial Officer
 DB Commodity Services LLC

PowerShares DB US Dollar Index Bearish Fund
Unaudited Statement of Changes in Shareholders' Equity
Period From September 1, 2014 to September 30, 2014

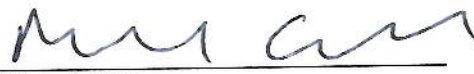
	General Shares		Shares		Total Shareholders' Equity (Deficit)
	Shares	Total Equity (Deficit)	Shares	Total Equity (Deficit)	
Balance at September 1, 2014	40	\$ 1,046	2,000,000	\$ 52,285,196	\$ 52,286,242
Sale of Shares			-	-	-
Redemption of Shares			(200,000)	(5,156,824)	(5,156,824)
Net Income (Loss)					
Net investment income (loss)		(1)		(34,130)	(34,131)
Net realized gain (loss) on United States Treasury Obligations and Futures		(51)		(2,342,928)	(2,342,979)
Net change in unrealized gain (loss) on United States Treasury Obligations and Futures		10		453,443	453,453
Net Income (Loss)		(42)		(1,923,615)	(1,923,657)
Balance at September 30, 2014	<u>40</u>	<u>\$ 1,004</u>	<u>1,800,000</u>	<u>\$ 45,204,757</u>	<u>\$ 45,205,761</u>

Net Asset Value per share

General shares (40 shares)	<u>\$ 25.11</u>
Shares (1,800,000 shares)	<u>\$ 25.11</u>



Martin Kremenstein
Chief Executive Officer
DB Commodity Services LLC



Michael Gilligan
Chief Financial Officer
DB Commodity Services LLC