



PowerShares DB Agriculture Fund
Statements of Operations (unaudited)

	For the Period October 1, 2011 through October 31, 2011	Year to Date
Income		
Interest Income, net	\$ 78,690	\$ 2,082,854
Expenses		
Management fee	1,838,940	22,829,905
Brokerage commissions and fees	56,153	1,838,554
Total expenses	1,895,093	24,668,459
Net investment income (loss)	<u>(1,816,403)</u>	<u>(22,585,605)</u>
Net Realized and Net Change in Unrealized Gain (Loss) on United States Treasury Obligations and Futures		
Net Realized Gain (Loss) on		
United States Treasury Obligations	3,781	66,171
Futures	9,260,130	231,844,654
Net Realized Gain (Loss)	<u>9,263,911</u>	<u>231,910,825</u>
Net Change in Unrealized Gain (Loss) on		
United States Treasury Obligations	(57,527)	(67,703)
Futures	40,737,006	(429,799,611)
Net Change in Unrealized Gain (Loss)	<u>40,679,479</u>	<u>(429,867,314)</u>
Net realized and net change in unrealized gain (loss) on United States Treasury Obligations and Futures	<u>49,943,390</u>	<u>(197,956,489)</u>
Net Income (Loss)	<u>\$ 48,126,987</u>	<u>\$ (220,542,094)</u>

To the best of the knowledge and belief of the undersigned, the information contained in this report is accurate and complete.



 Hans Ephraimson
 Chief Executive Officer
 DB Commodity Services LLC





 Michael Gilligan
 Principal Financial Officer
 DB Commodity Services LLC

PowerShares DB Agriculture Fund
Unaudited Statement of Changes in Shareholders' Equity
Period From October 1, 2011 to October 31, 2011

	General Shares				Shares			
	Paid in Capital	Accumulated Earnings (Deficit)	Total Equity (Deficit)	Shares	Paid in Capital	Accumulated Earnings (Deficit)	Total Equity (Deficit)	Shareholders' Equity (Deficit)
Balance at October 1, 2011	\$ 1,000	\$ 198	\$ 1,198	85,400,000	\$ 2,713,776,810	\$ (157,291,901)	\$ 2,556,484,909	\$ 2,556,486,107
Redemption of Shares				(3,800,000)	(115,269,658)		(115,269,658)	(115,269,658)
Net Income (Loss)		(1)	(1)			(1,816,402)	(1,816,402)	(1,816,403)
Net investment income (loss)								
Net realized gain (loss) on United States Treasury Obligations and Futures		4	4			9,263,907	9,263,907	9,263,911
Net change in unrealized gain (loss) on United States Treasury Obligations and Futures								
Net Income (Loss)		19	19			40,679,460	40,679,460	40,679,479
Balance at October 31, 2011	\$ 1,000	\$ 220	\$ 1,220	81,600,000	\$ 2,598,507,152	\$ (109,164,936)	\$ 2,489,342,216	\$ 2,489,343,436

Net Asset Value per share
 General shares (40 shares) \$ 30.50
 Shares (81,600,000 shares) \$ 30.51


 Hans Ephraimson
 Chief Executive Officer
 DB Commodity Services LLC


 Michael Gilligan
 Principal Financial Officer
 DB Commodity Services LLC