



PowerShares DB Oil Fund
Statements of Operations (unaudited)

	For the Period September 1, 2014 through September 30, 2014	Year to Date
Income		
Interest Income, net	\$ 4,834	\$ 95,659
Expenses		
Management fee	148,303	1,593,417
Brokerage commissions and fees	(91)	37,982
Total expenses	148,212	1,631,399
Net investment income (loss)	(143,378)	(1,535,740)
Net Realized and Net Change in Unrealized Gain (Loss) on United States Treasury Obligations and Futures		
Net Realized Gain (Loss) on		
United States Treasury Obligations	84	2,255
Futures	-	37,209,580
Net Realized Gain (Loss)	84	37,211,835
Net Change in Unrealized Gain (Loss) on		
United States Treasury Obligations	(46)	(10,902)
Futures	(11,451,710)	(34,050,630)
Net Change in Unrealized Gain (Loss)	(11,451,756)	(34,061,532)
Net realized and net change in unrealized gain (loss) on United States Treasury Obligations and Futures	(11,451,672)	3,150,303
Net Income (Loss)	\$ (11,595,050)	\$ 1,614,563

To the best of the knowledge and belief of the undersigned, the information contained in this report is accurate and complete.


 Martin Kremenstein
 Chief Executive Officer
 DB Commodity Services LLC



 Michael Gilligan
 Chief Financial Officer
 DB Commodity Services LLC

PowerShares DB Oil Fund
Unaudited Statement of Changes in Shareholders' Equity
Period From September 1, 2014 to September 30, 2014

	<u>General Shares</u>		<u>Shares</u>		<u>Total Shareholders'</u>
	<u>Shares</u>	<u>Total Equity (Deficit)</u>	<u>Shares</u>	<u>Total Equity (Deficit)</u>	<u>Equity (Deficit)</u>
Balance at September 1, 2014	40	\$ 1,135	8,400,000	\$ 238,372,800	\$ 238,373,935
Sale of Shares			600,000	16,480,571	16,480,571
Redemption of Shares		-	-	-	-
Net Income (Loss)					
Net investment income (loss)		(1)		(143,377)	(143,378)
Net realized gain (loss) on United States Treasury Obligations and Futures		-		84	84
Net change in unrealized gain (loss) on United States Treasury Obligations and Futures		(53)		(11,451,703)	(11,451,756)
Net Income (Loss)		(54)		(11,594,996)	(11,595,050)
Balance at September 30, 2014	<u>40</u>	<u>\$ 1,081</u>	<u>9,000,000</u>	<u>\$ 243,258,375</u>	<u>\$ 243,259,456</u>

Net Asset Value per share

General shares (40 shares)	<u>\$ 27.03</u>
Shares (9,000,000 shares)	<u>\$ 27.03</u>



 Martin Kremenstein
 Chief Executive Officer
 DB Commodity Services LLC



 Michael Gilligan
 Chief Financial Officer
 DB Commodity Services LLC