



PowerShares DB Oil Fund
Statements of Operations (unaudited)

	For the Period November 1, 2013 through November 30, 2013	Year to Date
Income		
Interest Income, net	\$ 5,665	\$ 253,017
Expenses		
Management fee	199,179	3,121,336
Brokerage commissions and fees	(4,378)	89,471
Total expenses	194,801	3,210,807
Net investment income (loss)	(189,136)	(2,957,790)
Net Realized and Net Change in Unrealized Gain (Loss) on United States Treasury Obligations and Futures		
Net Realized Gain (Loss) on		
United States Treasury Obligations	56	16,884
Futures	240,760	66,083,440
Net Realized Gain (Loss)	240,816	66,100,324
Net Change in Unrealized Gain (Loss) on		
United States Treasury Obligations	8,707	(52,025)
Futures	(6,163,810)	(48,436,610)
Net Change in Unrealized Gain (Loss)	(6,155,103)	(48,488,635)
Net realized and net change in unrealized gain (loss) on United States Treasury Obligations and Futures	(5,914,287)	17,611,689
Net Income (Loss)	\$ (6,103,423)	\$ 14,653,899

To the best of the knowledge and belief of the undersigned, the information contained in this report is accurate and complete.


 Martin Kremenstein
 Chief Executive Officer
 DB Commodity Services LLC



 Michael Gilligan
 Chief Financial Officer
 DB Commodity Services LLC


PowerShares DB Oil Fund
Unaudited Statement of Changes in Shareholders' Equity
Period From November 1, 2013 to November 30, 2013

	<u>General Shares</u>		<u>Shares</u>		<u>Total Shareholders'</u>
	<u>Shares</u>	<u>Total Equity (Deficit)</u>	<u>Shares</u>	<u>Total Equity (Deficit)</u>	<u>Equity (Deficit)</u>
Balance at November 1, 2013	40	\$ 1,085	12,200,000	\$ 331,123,188	\$ 331,124,273
Sale of Shares			-	-	-
Redemption of Shares			(200,000)	(5,428,248)	(5,428,248)
Net Income (Loss)					
Net investment income (loss)		(1)		(189,135)	(189,136)
Net realized gain (loss) on United States Treasury Obligations and Futures		1		240,815	240,816
Net change in unrealized gain (loss) on United States Treasury Obligations and Futures		(20)		(6,155,083)	(6,155,103)
Net Income (Loss)		(20)		(6,103,403)	(6,103,423)
Balance at November 30, 2013	<u>40</u>	<u>\$ 1,065</u>	<u>12,000,000</u>	<u>\$ 319,591,537</u>	<u>\$ 319,592,602</u>

Net Asset Value per share

General shares (40 shares)	<u>\$ 26.63</u>
Shares (12,000,000 shares)	<u>\$ 26.63</u>


 Martin Kremenstein
 Chief Executive Officer
 DB Commodity Services LLC


 Michael Gilligan
 Chief Financial Officer
 DB Commodity Services LLC