



**PowerShares DB Energy Fund**  
**Statements of Operations (unaudited)**

	<b>For the Period September 1, 2013 through September 30, 2013</b>	<b>Year to Date</b>
<b>Income</b>		
Interest Income, net	\$ 8,016	\$ 92,204
<b>Expenses</b>		
Management fee	163,249	1,212,014
Brokerage commissions and fees	6,530	57,180
Total expenses	169,779	1,269,194
<b>Net investment income (loss)</b>	(161,763)	(1,176,990)
<b>Net Realized and Net Change in Unrealized Gain (Loss) on United States Treasury Obligations and Futures</b>		
<b>Net Realized Gain (Loss) on</b>		
United States Treasury Obligations	(1)	3,799
Futures	(1,150,588)	(466,507)
<b>Net Realized Gain (Loss)</b>	(1,150,589)	(462,708)
<b>Net Change in Unrealized Gain (Loss) on</b>		
United States Treasury Obligations	(3,721)	(3,028)
Futures	(9,362,411)	(726,332)
<b>Net Change in Unrealized Gain (Loss)</b>	(9,366,132)	(729,360)
Net realized and net change in unrealized gain (loss) on United States Treasury Obligations and Futures	(10,516,721)	(1,192,068)
<b>Net Income (Loss)</b>	<u>\$ (10,678,484)</u>	<u>\$ (2,369,058)</u>

To the best of the knowledge and belief of the undersigned, the information contained in this report is accurate and complete.

  
 Martin Kremenstein  
 Chief Executive Officer  
 DB Commodity Services LLC


  
 Michael Gilligan  
 Chief Financial Officer  
 DB Commodity Services LLC


**PowerShares DB Energy Fund**  
**Unaudited Statement of Changes in Shareholders' Equity**  
**Period From September 1, 2013 to September 30, 2013**

	<u>General Shares</u>		<u>Shares</u>		
	<u>Shares</u>	<u>Total Equity (Deficit)</u>	<u>Shares</u>	<u>Total Equity (Deficit)</u>	<u>Total Shareholders' Equity (Deficit)</u>
<b>Balance at September 1, 2013</b>	40	\$ 1,175	8,800,000	\$ 258,581,636	\$ 258,582,811
Sale of Shares			600,000	17,710,360	17,710,360
Redemption of Shares			(200,000)	(5,898,252)	(5,898,252)
Net Income (Loss)					
Net investment income (loss)		(1)		(161,762)	(161,763)
Net realized gain (loss) on United States Treasury Obligations and Futures		(5)		(1,150,584)	(1,150,589)
Net change in unrealized gain (loss) on United States Treasury Obligations and Futures		(40)		(9,366,092)	(9,366,132)
Net Income (Loss)		(46)		(10,678,438)	(10,678,484)
<b>Balance at September 30, 2013</b>	<u>40</u>	<u>\$ 1,129</u>	<u>9,200,000</u>	<u>\$ 259,715,306</u>	<u>\$ 259,716,435</u>

**Net Asset Value per share**

General shares (40 shares)	<u>\$ 28.23</u>
Shares (9,200,000 shares)	<u>\$ 28.23</u>

  
 \_\_\_\_\_  
 Martin Kremenstein  
 Chief Executive Officer  
 DB Commodity Services LLC

  
 \_\_\_\_\_  
 Michael Gilligan  
 Chief Financial Officer  
 DB Commodity Services LLC