



PowerShares DB Commodity Index Tracking Fund
Statements of Operations (unaudited)

	For the Period May 1, 2013 through May 31, 2013	Year to Date
Income		
Interest Income, net	\$ 359,844	\$ 2,054,300
Expenses		
Management fee	4,664,225	23,650,139
Brokerage commissions and fees	12,985	384,894
Total expenses	4,677,210	24,035,033
Net investment income (loss)	(4,317,366)	(21,980,733)
Net Realized and Net Change in Unrealized Gain (Loss) on United States Treasury Obligations and Futures		
Net Realized Gain (Loss) on		
United States Treasury Obligations	7,496	38,817
Futures	(6,916,137)	(25,990,681)
Net Realized Gain (Loss)	(6,908,641)	(25,951,864)
Net Change in Unrealized Gain (Loss) on		
United States Treasury Obligations	(90,652)	(119,437)
Futures	(84,735,802)	(401,880,389)
Net Change in Unrealized Gain (Loss)	(84,826,454)	(401,999,826)
Net realized and net change in unrealized gain (loss) on United States Treasury Obligations and Futures	(91,735,095)	(427,951,690)
Net Income (Loss)	\$ (96,052,461)	\$ (449,932,423)

To the best of the knowledge and belief of the undersigned, the information contained in this report is accurate and complete.



 Martin Kremenstein
 Chief Executive Officer
 DB Commodity Services LLC



 Michael Gilligan
 Chief Financial Officer
 DB Commodity Services LLC


PowerShares DB Commodity Index Tracking Fund
Unaudited Statement of Changes in Shareholders' Equity
Period From May 1, 2013 to May 31, 2013

	General Shares		Shares		Total Shareholders' Equity (Deficit)
	Shares	Total Equity (Deficit)	Shares	Total Equity (Deficit)	
Balance at May 1, 2013	40	\$ 1,052	248,200,000	\$ 6,532,056,540	\$ 6,532,057,592
Sale of Shares			1,800,000	47,030,040	47,030,040
Redemption of Shares			(5,400,000)	(141,916,136)	(141,916,136)
Net Income (Loss)					
Net investment income (loss)		(1)		(4,317,365)	(4,317,366)
Net realized gain (loss) on United States Treasury Obligations and Futures		(1)		(6,908,640)	(6,908,641)
Net change in unrealized gain (loss) on United States Treasury Obligations and Futures		(13)		(84,826,441)	(84,826,454)
Net Income (Loss)		(15)		(96,052,446)	(96,052,461)
Balance at May 31, 2013	<u>40</u>	<u>\$ 1,037</u>	<u>244,600,000</u>	<u>\$ 6,341,117,998</u>	<u>\$ 6,341,119,035</u>

Net Asset Value per share
General shares (40 shares) \$ 25.93
Shares (244,600,000 shares) \$ 25.92



Martin Kremenstein
Chief Executive Officer
DB Commodity Services LLC



Michael Gilligan
Chief Financial Officer
DB Commodity Services LLC