

# Invesco CEF Income Composite ETF

As of September 30, 2022



## Fund description

The Invesco CEF Income Composite ETF (Fund) is based on the S-Network Composite Closed-End Fund Index<sup>SM</sup> (Index). The Fund will normally invest at least 90% of its total assets in securities of funds included in the Index. The Fund is a "fund-of-funds," as it invests its assets in the common shares of funds included in the Index rather than in individual securities. The Index currently includes closed-end funds that invest in taxable investment grade fixed-income securities, taxable high yield fixed-income securities and others that utilize an equity option writing (selling) strategy. The Fund and the Index are rebalanced and reconstituted quarterly.

## ETF Information

Fund Name	Invesco CEF Income Composite ETF
Fund Ticker	PCEF
CUSIP	46138E404
Intraday NAV	PCEFIV
30 Day SEC Unsubsidized Yield	10.10%
30 day SEC Yield	10.10%
Holdings	123
Management Fee	0.50%
Total Expense Ratio	1.97%
Listing Exchange	NYSE Arca

## Underlying Index Data

Index Provider	S-Network Global Indexes, Inc
Index Name	S-Network Composite Closed-End Fund Index
Index Ticker	CEFX

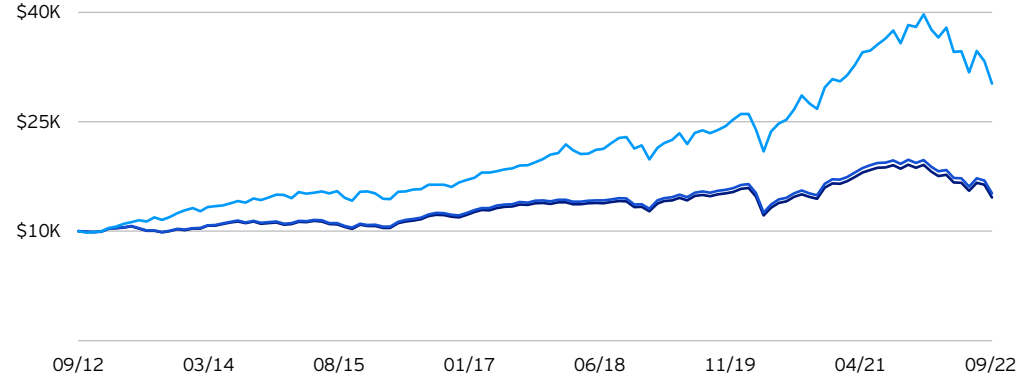
## Fund inception: February 19, 2010

Not a Deposit Not FDIC Insured Not Guaranteed by the Bank May Lose Value Not Insured by any Federal Government Agency

Shares are not individually redeemable and owners of the Shares may acquire those Shares from the Fund and tender those Shares for redemption to the Fund in Creation Unit aggregations only, typically consisting of 10,000 Shares.

## Growth of \$10,000

- Invesco CEF Income Composite ETF: \$14,647
- S-Network Composite Closed-End Fund Index: \$15,177
- S&P 500 Index (USD): \$30,244



Data beginning 10 years prior to the ending date of September 30, 2022. Fund performance shown at NAV.

## Performance as at September 30, 2022

Performance (%)	YTD	1Y	3Y	5Y	10Y	Fund Inception
ETF - NAV	-23.25	-21.13	-0.90	1.12	3.89	5.04
ETF - Market Price	-23.37	-21.23	-0.94	1.13	3.86	5.03
Underlying Index	-23.26	-21.12	-0.79	1.35	4.26	5.44
Benchmark <sup>1</sup>	-23.87	-15.47	8.16	9.24	11.70	11.94

## Calendar year performance (%)

	2021	2020	2019	2018	2017	2016	2015	2014	2013	2012
ETF - NAV	15.27	4.66	24.17	-8.89	14.18	14.08	-1.56	5.12	4.21	15.78
Underlying Index	15.55	4.77	24.58	-8.51	14.39	14.94	-1.08	5.59	4.77	16.33
Benchmark <sup>1</sup>	28.71	18.40	31.49	-4.38	21.83	11.96	1.38	13.69	32.39	16.00

Returns less than one year are cumulative. Performance data quoted represents past performance. Past performance is not a guarantee of future results; current performance may be higher or lower than performance quoted. Investment returns and principal value will fluctuate and Shares, when redeemed, may be worth more or less than their original cost. See [invesco.com](http://invesco.com) to find the most recent month-end performance numbers. Market returns are based on the midpoint of the bid/ask spread at 4 p.m. ET and do not represent the returns an investor would receive if shares were traded at other times. Fund performance reflects fee waivers, absent which, performance data quoted would have been lower.

Index returns do not represent Fund returns. An investor cannot invest directly in an index.


Neither the underlying Index nor the benchmark indexes charge management fees or brokerage expenses, and no such fees or expenses were deducted from the performance shown; nor do any of the indexes lend securities, and no revenues from securities lending were added to the performance shown. In addition, the results actual investors might have achieved would have differed from those shown because of differences in the timing, amounts of their investments, and fees and expenses associated with an investment in the Fund.

<sup>1</sup>S&P 500 Index

Top ETF holdings (%) (Total holdings: 123)	
Name	Weight
Pimco Dynamic Income Fund	4.74
Eaton Vance Tax-Managed Global Diversified Equity Income Fund	2.88
PIMCO Dynamic Income Opportunities Fund	2.88
Nuveen Preferred & Income Securities Fund	2.61
DoubleLine Income Solutions Fund	2.37
Virtus Dividend Interest & Premium Strategy Fund	2.19
BlackRock Enhanced Equity Dividend Trust	2.18
Eaton Vance Ltd Duration Income Fund	2.07
First Trust Intermediate Duration Preferred & Income Fund	1.92
BlackRock Credit Allocation Income Trust	1.87


Please see the website for complete holdings information. Holdings are subject to change.

#### Geographic allocation (%)



■ United States 100.00

#### Sector allocation (%)



■ Funds 100.00

#### Investment risks

There are risks involved with investing in ETFs, including possible loss of money. Shares are not actively managed and are subject to risks similar to those of stocks, including those regarding short selling and margin maintenance requirements. Ordinary brokerage commissions apply. The Fund's return may not match the return of the Underlying Index. The Fund is subject to certain other risks. Please see the current prospectus for more information regarding the risk associated with an investment in the Fund.

The Fund is subject to the risks of the underlying Fund's. Market fluctuations may change the target weightings in the underlying Fund's and certain factors may cause the Fund to withdraw its investments therein at a disadvantageous time.

Most senior loans are made to corporations with below investment-grade credit ratings and are subject to significant credit, valuation and liquidity risk. The value of the collateral securing a loan may not be sufficient to cover the amount owed, may be found invalid or may be used to pay other outstanding obligations of the borrower under applicable law. There is also the risk that the collateral may be difficult to liquidate, or that a majority of the collateral may be illiquid.

An issuer may be unable to meet interest and/or principal payments, thereby causing its instruments to decrease in value and lowering the issuer's credit rating.

The Fund's investments in futures contracts will cause it to be deemed to be a commodity pool, thereby subjecting the Fund to regulation under the Commodity Exchange Act and Commodity Futures Trading Commission (CFTC) rules. The Adviser is registered as a Commodity Pool Operator (CPO), and the Fund will be operated in accordance with CFTC rules. Registration as a CPO subjects the registrant to additional laws, regulations and enforcement policies, all of which could increase compliance costs and may affect the operations and financial performance of funds whose adviser is required to register as a CPO. Registration as a commodity pool may have negative effects on the ability of the Fund to engage in its planned investment program.

Stocks of small and mid-sized companies tend to be more vulnerable to adverse developments, may be more volatile, and may be illiquid or restricted as to resale.

Investments focused in a particular industry or sector are subject to greater risk, and are more greatly impacted by market volatility, than more diversified investments.

Shares of closed-end Fund's frequently trade at a discount to their net asset value in the secondary market and the net asset value of closed-end fund shares may decrease.

A decision as to whether, when and how to use options involves the exercise of skill and judgment and even a well conceived option transaction may be unsuccessful because of market behavior or unexpected events. The prices of options can be highly volatile and the use of options can lower total returns.

Derivatives may be more volatile and less liquid than traditional investments and are subject to market, interest rate, credit, leverage, counterparty and management risks. An investment in a derivative could lose more than the cash amount invested.

Leverage created from borrowing or certain types of transactions or instruments may impair liquidity, cause positions to be liquidated at an unfavorable time, lose more than the amount invested, or increase volatility.

Interest rate risk refers to the risk that bond prices generally fall as interest rates rise and vice versa.

The current environment of global financial markets is one of extraordinary and possibly unprecedented uncertainty. Market conditions in the U.S. and abroad have caused firms in the financial services sector to take significant losses and an unusually high degree of volatility. Instability in the financial markets has led governments and regulators to take unprecedented actions to support financial institutions and segments that have experienced extreme volatility, and in some cases a lack of liquidity. A significant decline in the Fund's value would likely result in a significant decline in the value of an investment in the Fund.

The value of assets or income from investment will be worth less in the future as inflation decreases the value of money.

Mortgage-backed securities are subject to prepayment or call risk, which is the risk that the borrower's payments may be received earlier than expected due to changes in prepayment rates on underlying loans. Securities may be prepaid at a price less than the original purchase value.

The values of junk bonds fluctuate more than those of high quality bonds and can decline significantly over short time periods.

The risks of investing in securities of foreign issuers, including emerging market issuers, can include fluctuations in foreign currencies, political and economic instability, and foreign taxation issues.

#### Important information

S-Network Global Indexes, LLC<sup>SM</sup> and S-Network Composite Closed-End Fund Index<sup>SM</sup> are service marks of S-Network Global Indexes LLC and have been licensed for use by Invesco Capital Management LLC. The Invesco CEF Income Composite ETF is not sponsored, endorsed, sold or promoted by S-Network Global Indexes LLC and S-Network Global Indexes LLC makes no representation regarding the advisability of investing in the Invesco CEF Income Composite ETF. Invesco Capital Management LLC is not affiliated with SNetwork Global Indexes LLC.

This does not constitute a recommendation of any investment strategy or product for a particular investor. Investors should consult a financial professional before making any investment decisions.

**Before investing, investors should carefully read the prospectus and consider the investment objectives, risks, charges and expenses. For this and more complete information about the fund, investors should ask their financial professionals for a prospectus or download one at [invesco.com](http://invesco.com)**

Note: Not all products available through all firms or in all jurisdictions.

---

**Glossary**

**30 Day SEC Unsubsidized Yield** reflects the 30-day yield if the investment adviser were not waiving all or part of its fee or reimbursing the fund for part of its expenses. Total return would have also been lower in the absence of these temporary reimbursements or waivers.

**30 Day SEC Yield** is based on a 30-day period and is computed by dividing the net investment income per share earned during the period by the maximum offering price per share on the last day of the period.

**Intraday NAV** is a symbol representing estimated fair value based on the most recent intraday price of underlying assets.