


**PowerShares DB US Dollar Index Bearish Fund**  
**Unaudited Statement of Changes in Shareholders' Equity**  
**Period From January 1, 2015 to January 31, 2015**

	General Shares		Shares		Total Shareholders' Equity (Deficit)
	Shares	Total Equity (Deficit)	Shares	Total Equity (Deficit)	
Balance at January 1, 2015	40	\$ 951	1,800,000	\$ 42,787,753	\$ 42,788,704
Sale of Shares			200,000	4,503,463	4,503,463
Redemption of Shares			(200,000)	(4,643,307)	(4,643,307)
Net Income (Loss)					
Net investment income (loss)		(1)		(24,873)	(24,874)
Net realized gain (loss) on United States Treasury Obligations and Futures		(5)		(205,204)	(205,209)
Net change in unrealized gain (loss) on United States Treasury Obligations and Futures		(44)		(1,862,658)	(1,862,702)
Net Income (Loss)		(50)		(2,092,735)	(2,092,785)
Balance at January 31, 2015	40	\$ 901	1,800,000	\$ 40,555,174	\$ 40,556,075

<b>Net Asset Value per share</b>	
General shares (40 shares)	<u>\$ 22.53</u>
Shares (1,800,000 shares)	<u>\$ 22.53</u>


  
 \_\_\_\_\_  
 Steven Hill  
 Principal Financial and Accounting Officer, Investment Pools  
 Invesco Powershares Capital Management LLC


  
 \_\_\_\_\_  
 Andrew Schlossberg  
 Principal Executive Officer  
 Invesco Powershares Capital Management LLC

**PowerShares DB US Dollar Index Bearish Fund**  
**Statements of Operations (unaudited)**

	For the Period January 1, 2015 through January 31, 2015	Year to Date
<b>Income</b>		
Interest Income, net	\$ 913	\$ 913
<b>Expenses</b>		
Management fee	25,113	25,113
Brokerage commissions and fees	674	674
Total expenses	25,787	25,787
Net investment income (loss)	(24,874)	(24,874)
<b>Net Realized and Net Change in Unrealized Gain (Loss) on United States Treasury Obligations and Futures</b>		
<b>Net Realized Gain (Loss) on</b>		
United States Treasury Obligations	31	31
Futures	(205,240)	(205,240)
Net Realized Gain (Loss)	(205,209)	(205,209)
<b>Net Change in Unrealized Gain (Loss) on</b>		
United States Treasury Obligations	759	759
Futures	(1,863,461)	(1,863,461)
Net Change in Unrealized Gain (Loss)	(1,862,702)	(1,862,702)
Net realized and net change in unrealized gain (loss) on United States Treasury Obligations and Futures	(2,067,911)	(2,067,911)
<b>Net Income (Loss)</b>	<b>\$ (2,092,785)</b>	<b>\$ (2,092,785)</b>

To the best of the knowledge and belief of the undersigned, the information contained in this report is accurate and complete.

  
 \_\_\_\_\_  
 Steven Hill  
 Principal Financial and Accounting Officer Investment Pools  
 Invesco Powershares Capital Management LLC

  
 \_\_\_\_\_  
 Andrew Schlossberg  
 Principal Executive Officer  
 Invesco Powershares Capital Management LLC