



PowerShares DB Commodity Index Tracking Fund
Statements of Operations (unaudited)

	For the Period April 1, 2013 through April 30, 2013	Year to Date
Income		
Interest Income, net	\$ 411,323	\$ 1,694,456
Expenses		
Management fee	4,599,607	18,985,914
Brokerage commissions and fees	79,904	371,909
Total expenses	4,679,511	19,357,823
Net investment income (loss)	(4,268,188)	(17,663,367)
Net Realized and Net Change in Unrealized Gain (Loss) on United States Treasury Obligations and Futures		
Net Realized Gain (Loss) on		
United States Treasury Obligations	31,441	31,321
Futures	(34,805,651)	(19,074,544)
Net Realized Gain (Loss)	(34,774,210)	(19,043,223)
Net Change in Unrealized Gain (Loss) on		
United States Treasury Obligations	87,771	(28,785)
Futures	(213,817,359)	(317,144,587)
Net Change in Unrealized Gain (Loss)	(213,729,588)	(317,173,372)
Net realized and net change in unrealized gain (loss) on United States Treasury Obligations and Futures	(248,503,798)	(336,216,595)
Net Income (Loss)	\$ (252,771,986)	\$ (353,879,962)

To the best of the knowledge and belief of the undersigned, the information contained in this report is accurate and complete.



 Martin Kremenstein
 Chief Executive Officer
 DB Commodity Services LLC




 Michael Gilligan
 Chief Financial Officer
 DB Commodity Services LLC

PowerShares DB Commodity Index Tracking Fund
Unaudited Statement of Changes in Shareholders' Equity
Period From April 1, 2013 to April 30, 2013


	General Shares		Shares		Total Shareholders' Equity (Deficit)
	Shares	Total Equity (Deficit)	Shares	Total Equity (Deficit)	
Balance at April 1, 2013	40	\$ 1,093	248,600,000	\$ 6,793,193,217	\$ 6,793,194,310
Sale of Shares			3,000,000	79,213,454	79,213,454
Redemption of Shares			(3,400,000)	(87,578,186)	(87,578,186)
Net Income (Loss)					
Net investment income (loss)		(1)		(4,268,187)	(4,268,188)
Net realized gain (loss) on United States Treasury Obligations and Futures		(6)		(34,774,204)	(34,774,210)
Net change in unrealized gain (loss) on United States Treasury Obligations and Futures		(34)		(213,729,554)	(213,729,588)
Net Income (Loss)		(41)		(252,771,945)	(252,771,986)
Balance at April 30, 2013	<u>40</u>	<u>\$ 1,052</u>	<u>248,200,000</u>	<u>\$ 6,532,056,540</u>	<u>\$ 6,532,057,592</u>

Net Asset Value per share

General shares (40 shares)	<u>\$ 26.30</u>
Shares (248,200,000 shares)	<u>\$ 26.32</u>



 Martin Kremenstein
 Chief Executive Officer
 DB Commodity Services LLC



 Michael Gilligan
 Chief Financial Officer
 DB Commodity Services LLC