



PowerShares DB Commodity Index Tracking Fund
Statements of Operations (unaudited)

| | For the Period June 1, 2013 through June 30, 2013 | Year to Date |
|--|--|---------------------|
| Income | | |
| Interest Income, net | \$ 112,535 | \$ 2,166,835 |
| Expenses | | |
| Management fee | 4,435,493 | 28,085,632 |
| Brokerage commissions and fees | 321,460 | 706,354 |
| Total expenses | 4,756,953 | 28,791,986 |
| Net investment income (loss) | (4,644,418) | (26,625,151) |
| Net Realized and Net Change in Unrealized Gain (Loss) on United States Treasury Obligations and Futures | | |
| Net Realized Gain (Loss) on | | |
| United States Treasury Obligations | 9,381 | 48,198 |
| Futures | (40,755,826) | (66,746,507) |
| Net Realized Gain (Loss) | (40,746,445) | (66,698,309) |
| Net Change in Unrealized Gain (Loss) on | | |
| United States Treasury Obligations | (62,105) | (181,542) |
| Futures | (153,585,504) | (555,465,893) |
| Net Change in Unrealized Gain (Loss) | (153,647,609) | (555,647,435) |
| Net realized and net change in unrealized gain (loss) on United States Treasury Obligations and Futures | (194,394,054) | (622,345,744) |
| Net Income (Loss) | \$ (199,038,472) | \$ (648,970,895) |

To the best of the knowledge and belief of the undersigned, the information contained in this report is accurate and complete.



 Martin Kremenstein
 Chief Executive Officer
 DB Commodity Services LLC




 Michael Gilligan
 Chief Financial Officer
 DB Commodity Services LLC

PowerShares DB Commodity Index Tracking Fund
Unaudited Statement of Changes in Shareholders' Equity
Period From June 1, 2013 to June 30, 2013

| | General Shares | | Shares | | Total Shareholders' Equity (Deficit) |
|--|----------------|------------------------|--------------------|-------------------------|--------------------------------------|
| | Shares | Total Equity (Deficit) | Shares | Total Equity (Deficit) | |
| Balance at June 1, 2013 | 40 | \$ 1,037 | 244,600,000 | \$ 6,341,117,998 | \$ 6,341,119,035 |
| Sale of Shares | | | 4,200,000 | 110,500,352 | 110,500,352 |
| Redemption of Shares | | | (7,200,000) | (185,755,970) | (185,755,970) |
| Net Income (Loss) | | | | | |
| Net investment income (loss) | | (1) | | (4,644,417) | (4,644,418) |
| Net realized gain (loss) on United States Treasury Obligations and Futures | | (7) | | (40,746,438) | (40,746,445) |
| Net change in unrealized gain (loss) on United States Treasury Obligations and Futures | | (25) | | (153,647,584) | (153,647,609) |
| Net Income (Loss) | | (33) | | (199,038,439) | (199,038,472) |
| Balance at June 30, 2013 | <u>40</u> | <u>\$ 1,004</u> | <u>241,600,000</u> | <u>\$ 6,066,823,941</u> | <u>\$ 6,066,824,945</u> |

Net Asset Value per share

| | |
|-----------------------------|-----------------|
| General shares (40 shares) | <u>\$ 25.10</u> |
| Shares (241,600,000 shares) | <u>\$ 25.11</u> |



 Martin Kremenstein
 Chief Executive Officer
 DB Commodity Services LLC



 Michael Gilligan
 Chief Financial Officer
 DB Commodity Services LLC