



Dividend Income & Value Portfolio 2021-4

A fundamental unit trust

Trust specifics

Deposit information

Public offering price per unit [†]	\$10.00
Minimum investment (\$250 for IRAs) ²	\$1,000.00
Deposit date	10/12/21
Termination date	10/24/23
Distribution dates	25th day of each February, May, August and November, commencing February 25, 2022
Record dates	10th day of each February, May, August and November, commencing February 10, 2022

Term of trust	24 months
Symbol	IVPBAJ
Historical 12 month distributions [†]	\$0.2370

DIVP214 Sales charge and CUSIPs

Brokerage

Sales charge³

Deferred sales charge	2.25%
Creation and development fee	0.50%
Total sales charge	2.75%
Last deferred sales charge payment date	07/10/22

CUSIPs

Cash	46149P-54-7
Reinvest	46149P-55-4
Historical 12 month distribution rate [†]	2.37%

Fee-based

Sales charge³

Fee-based sales charge	0.50%
------------------------	-------

CUSIPs

Fee-based cash	46149P-56-2
Fee-based reinvest	46149P-57-0
Historical 12 month distribution rate [†] (fee-based)	2.42%

Investors in fee-based accounts will not be assessed the deferred sales charge for eligible fee-based purchases and must purchase units with a Fee-based CUSIP.

† The historical 12 month distributions per unit and each historical 12 month distribution rate of the securities included in the trust are for illustrative purposes only and are not indicative of the trust's actual distributions or distribution rate. The historical 12 month distributions per unit amount is based upon the weighted average of the actual distributions paid by the securities included in the trust over the 12 months preceding the trust's deposit date, and is reduced to account for the effects of fees and expenses which will be incurred when investing in a trust. Each historical 12 month distribution rate is calculated by dividing the historical 12 month distributions amount by the trust's initial \$10 public offering price per unit. There is no guarantee the issuers of the securities included in the trust will declare dividends or distributions in the future. Due to the negative economic impact across many industries caused by the recent COVID-19 outbreak, certain issuers of the securities included in the trust have elected or may elect to reduce the amount of, or cancel entirely, dividends and/or distributions paid in the future. As a result, the historical 12 month distributions per unit and each historical 12 month distribution rate will likely be higher, and in some cases significantly higher, than the actual distribution rate achieved by the trust. The distributions paid by the trust, as well as the corresponding rates, may be higher or lower than the figures shown due to certain factors that may include, but are not limited to, a change in the dividends or distributions paid by issuers, actual expenses incurred, currency fluctuations, the sale of trust securities to pay any deferred sales charges, trust fees and expenses, variations in the trust's per unit price, or with the call, maturity or the sale of securities in the trust. Distributions made by certain securities in the trust may include non-ordinary income.

Objective

The Portfolio seeks an attractive level of dividend income with potential for capital appreciation. The Portfolio seeks to achieve its objective by investing in a portfolio of stocks. The Portfolio is selected by Invesco Capital Markets, Inc., the Sponsor, using a selection process intended to identify undervalued, dividend-paying stocks that offer the potential for dividend growth.

Portfolio composition (As of the business day before deposit date)

Consumer Discretionary

Ralph Lauren Corporation - CL A	RL
---------------------------------	----

Consumer Staples

Archer-Daniels-Midland Company	ADM
Philip Morris International, Inc.	PM

Energy

Chevron Corporation	CVX
ConocoPhillips	COP

Financials

Allstate Corporation	ALL
Bank of New York Mellon Corporation	BK
BlackRock, Inc.	BLK
Everest Re Group, Ltd.	RE
JPMorgan Chase & Company	JPM
MetLife, Inc.	MET
PNC Financial Services Group, Inc.	PNC
State Street Corporation	STT

Health Care

Johnson & Johnson	JNJ
-------------------	-----

Industrials

Caterpillar, Inc.	CAT
Cummins, Inc.	CMI
Emerson Electric Company	EMR
General Dynamics Corporation	GD
Raytheon Technologies Corporation	RTX
United Parcel Service, Inc. - CL B	UPS

Information Technology

Qualcomm, Inc.	QCOM
----------------	------

Materials

Air Products and Chemicals, Inc.	APD
----------------------------------	-----

Real Estate

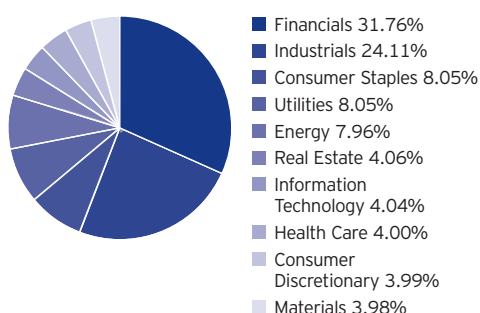
Realty Income Corporation	O
---------------------------	---

Utilities

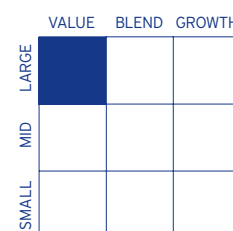
Atmos Energy Corporation	ATO
PPL Corporation	PPL

Portfolio diversification

(As of the business day before deposit date)



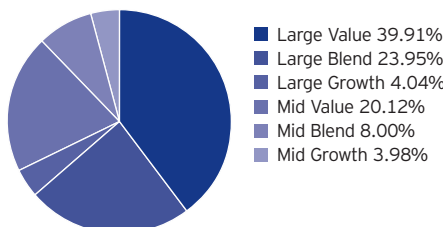
Equity style analysis



The style characteristics of the Portfolio are determined as of the initial date of deposit. For a complete description of these characteristics refer to the following page.

Style breakdown

(As of the business day before deposit date)



Source: Morningstar, Inc.

See page 2 for the footnotes on trust specifics.

Selection process:

Screen all U.S. listed stocks with generally larger market cap characteristics to include only those that have:

1. A Standard & Poor's debt rating of A- or higher, or a Moody's rating of A3 or higher.*
2. Companies must have a market value per share of \$5.00 or higher.
3. Companies must have reported positive free cash flow over the most recent twelve months.
4. Each stock must be rated "Buy" or "Overweight" according to consensus analyst recommendations.
5. Each stock must be from an industry group that, in the opinion of the Sponsor, has attractive fundamentals and is poised to perform well.
6. The highest 25 dividend-yielding stocks are chosen.

The stock of any affiliate of the Sponsor is excluded. In addition, a company will be excluded if, based on publicly available information at the time of selection, a proposed corporate action would result in it not being the surviving company following a business combination or in its security being delisted.

Invesco Capital Markets, Inc. is not affiliated with Standard & Poor's or Moody's.

The power of dividend growth

Invesco believes in the power of dividend growth, and has offered dividend-yielding products since 1988. Today, Invesco offers the Dividend Income & Value Portfolio—a dividend-yielding approach that seeks to take advantage of the potential cushion dividends can provide to investors. Of course, there is no guarantee of future results, and the payment of stock dividends is not assured and may vary over time.

Why consider the Dividend Income & Value Portfolio?

- Quarterly distributions, if any
- Disciplined multi-step selection process aimed at identifying quality stocks
- Ease of ownership

*A credit rating is an assessment provided by a nationally recognized statistical rating organization (NRSRO) of the creditworthiness of an issuer with respect to debt obligations, including specific securities, money market instruments or other debts. Ratings are measured on a scale that generally ranges from AAA/Aaa (highest) to D/C (lowest); ratings are subject to change without notice. For more information on Standard and Poor's rating methodology, please visit www.standardandpoors.com and select 'Understanding Ratings' under Rating Resources on the homepage or Moody's at moody's.com and select 'Rating Methodologies' under Research and Ratings on the homepage.

1 Including sales charges. As of deposit date.

2 Represents the value of 100 units on the deposit date. The value of the minimum investment amount of 100 units may be greater or less than \$1,000.00 following the deposit date.

3 Assuming a public offering price of \$10 per unit. There is no initial sales charge if the public offering price per unit is \$10 or less. If the public offering price per unit exceeds \$10, an initial sales charge is paid at the time of purchase. The per unit amount of the initial sales charge is 2.75% of the dollar amount that the public offering price per unit exceeds \$10.

About risk

There is no assurance the trust will achieve its investment objective. An investment in this unit investment trust is subject to market risk, which is the possibility that the market values of securities owned by the trust will decline and that the value of trust units may therefore be less than what you paid for them. Recently, an outbreak of a respiratory disease caused by a novel coronavirus, COVID-19, has spread globally in a short period of time, resulting in the disruption of, and delays in, production and supply chains and the delivery of healthcare services and processes, as well as the cancellation of organized events and educational institutions, quarantines, a decline in consumer demand for certain goods and services, and general concern and uncertainty. COVID-19 and its effects have contributed to increased volatility in global markets, severe losses, liquidity constraints, and lowered yields. The duration of such effects cannot yet be determined but could be present for an extended period of time and may adversely affect the value of your Units. This trust is unmanaged and its portfolio is not intended to change during the trust's life except in limited circumstances. Accordingly, you can lose money investing in this trust. The trust should be considered as part of a long-term investment strategy and you should consider your ability to pursue it by investing in successive trusts, if available. You will realize tax consequences associated with investing from one series to the next.

Common stocks do not assure dividend payments. Dividends are paid only when declared by an issuer's board of directors and the amount of any dividend may vary over time. There can be no guarantee or assurance that companies will declare dividends in the future or that if declared, they will remain at current levels or increase over time.

The financial condition of an issuer may worsen or its credit ratings may drop, resulting in a reduction in the value of your Units. This may occur at any point in time, including during the initial offering period.

You could experience dilution of your investment if the size of the Portfolio is increased as Units are sold. There is no assurance that your investment will maintain its proportionate share in the Portfolio's profits and losses.

The Portfolio is concentrated in securities issued by companies in the financials industry. Financial services issuers are substantially affected by changes in economic and market conditions. Negative developments in the financials industry will affect the value of your investment more than would be the case in a more diversified investment.

Value, blend and growth are types of investment styles. Growth investing generally seeks stocks that offer the potential for greater-than-average earnings growth, and may entail greater risk than value or blend investing. Value investing generally seeks stocks that may be sound investments but are temporarily out of favor in the marketplace, and may entail less risk than growth investing. A blend investment combines the two styles.

Before investing, investors should carefully read the prospectus and consider the investment objectives, risks, charges and expenses. For this and more complete information about the trust(s), investors should ask their advisor(s) for a prospectus or download one at invesco.com/uit.

This does not constitute a recommendation of any investment strategy or product for a particular investor. Investors should consult a financial professional before making any investment decisions.

Invesco unit investment trusts are distributed by the Sponsor, Invesco Capital Markets, Inc. and broker dealers including Invesco Distributors, Inc. Both firms are indirect, wholly owned subsidiaries of Invesco Ltd.