



PowerShares DB Precious Metals Fund
Statements of Operations (unaudited)

	For the Period September 1, 2013 through September 30, 2013	Year to Date
Income		
Interest Income, net	\$ 5,866	\$ 107,462
Expenses		
Management fee	142,550	1,484,385
Brokerage commissions and fees	2,602	35,167
Total expenses	145,152	1,519,552
Net investment income (loss)	(139,286)	(1,412,090)
Net Realized and Net Change in Unrealized Gain (Loss) on United States Treasury Obligations and Futures		
Net Realized Gain (Loss) on		
United States Treasury Obligations	210	5,739
Futures	(550)	(76,196,800)
Net Realized Gain (Loss)	(340)	(76,191,061)
Net Change in Unrealized Gain (Loss) on		
United States Treasury Obligations	(5,438)	(12,667)
Futures	(13,386,240)	3,197,200
Net Change in Unrealized Gain (Loss)	(13,391,678)	3,184,533
Net realized and net change in unrealized gain (loss) on United States Treasury Obligations and Futures	(13,392,018)	(73,006,528)
Net Income (Loss)	\$ (13,531,304)	\$ (74,418,618)

To the best of the knowledge and belief of the undersigned, the information contained in this report is accurate and complete.


 Martin Kremenstein
 Chief Executive Officer
 DB Commodity Services LLC



 Michael Gilligan
 Chief Financial Officer
 DB Commodity Services LLC

PowerShares DB Precious Metals Fund
Unaudited Statement of Changes in Shareholders' Equity
Period From September 1, 2013 to September 30, 2013


	<u>General Shares</u>		<u>Shares</u>		
	<u>Shares</u>	<u>Total Equity (Deficit)</u>	<u>Shares</u>	<u>Total Equity (Deficit)</u>	<u>Total Shareholders' Equity (Deficit)</u>
Balance at September 1, 2013	40	\$ 1,850	5,000,000	\$ 231,273,330	\$ 231,275,180
Sale of Shares			200,000	9,209,122	9,209,122
Net Income (Loss)					
Net investment income (loss)		(1)		(139,285)	(139,286)
Net realized gain (loss) on United States Treasury Obligations and Futures		-		(340)	(340)
Net change in unrealized gain (loss) on United States Treasury Obligations and Futures		(103)		(13,391,575)	(13,391,678)
Net Income (Loss)		(104)		(13,531,200)	(13,531,304)
Balance at September 30, 2013	<u>40</u>	<u>\$ 1,746</u>	<u>5,200,000</u>	<u>\$ 226,951,252</u>	<u>\$ 226,952,998</u>

Net Asset Value per share

General shares (40 shares)	<u>\$ 43.65</u>
Shares (5,200,000 shares)	<u>\$ 43.64</u>



 Martin Kremenstein
 Chief Executive Officer
 DB Commodity Services LLC



 Michael Gilligan
 Chief Financial Officer
 DB Commodity Services LLC