



Global High Dividend Portfolio 2020-3

A fundamental unit trust

Trust specifics

Deposit information

Public offering price per unit [†]	\$10.00
Minimum investment (\$250 for IRAs) ²	\$1,000.00
Deposit date	08/20/20
Termination date	11/19/21
Distribution dates	25th day of each December, March and June, commencing December 25, 2020
Record dates	10th day of each December, March and June, commencing December 10, 2020

Term of trust	15 months
NASDAQ symbol	IGBHAX
Historical 12 month distributions [†]	\$0.35161

HDVP203 Sales charge and CUSIPs

Brokerage

Sales charge³

Deferred sales charge	1.35%
Creation and development fee	0.50%
Total sales charge	1.85%
Last deferred sales charge payment date	05/10/21

CUSIPs

Cash	46148B-69-7
Reinvest	46148B-70-5
Historical 12 month distribution rate [†]	3.51%

Fee-based

Sales charge³

Fee-based sales charge	0.50%
------------------------	-------

CUSIPs

Fee-based cash	46148B-71-3
Fee-based reinvest	46148B-72-1
Historical 12 month distribution rate [†] (fee-based)	3.56%

Investors in fee-based accounts will not be assessed the deferred sales charge for eligible fee-based purchases and must purchase units with a Fee-based CUSIP.

[†] The historical 12 month distributions per unit and each historical 12 month distribution rate of the securities included in the trust are for illustrative purposes only and are not indicative of the trust's actual distributions or distribution rate. The historical 12 month distributions per unit amount is based upon the weighted average of the actual distributions paid by the securities included in the trust over the 12 months preceding the trust's deposit date, and is reduced to account for the effects of fees and expenses which will be incurred when investing in a trust. Each historical 12 month distribution rate is calculated by dividing the historical 12 month distributions amount by the trust's initial \$10 public offering price per unit. There is no guarantee the issuers of the securities included in the trust will declare dividends or distributions in the future. Due to the negative economic impact across many industries caused by the recent COVID-19 outbreak, certain issuers of the securities included in the trust may elect to reduce the amount of, or cancel entirely, dividends and/or distributions paid in the future. As a result, the historical 12 month distributions per unit and each historical 12 month distribution rate will likely be higher, and in some cases significantly higher, than the actual distribution rate achieved by the trust. The distributions paid by the trust, as well as the corresponding rates, may be higher or lower than the figures shown due to certain factors that may include, but are not limited to, a change in the dividends or distributions paid by issuers, actual expenses incurred, currency fluctuations, the sale of trust securities to pay any deferred sales charges, trust fees and expenses, variations in the trust's per unit price, or with the call, maturity or the sale of securities in the trust. Distributions made by certain securities in the trust may include non-ordinary income.

Objective

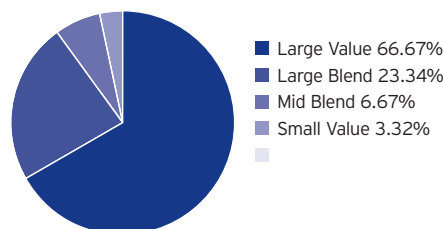
The Portfolio seeks above-average total return. The Portfolio seeks to achieve its objective by investing in a portfolio of domestic stocks and American Depository Receipts ("ADRs") of companies with the potential to pay attractive dividend distributions.

Portfolio composition⁴ (As of the business day before deposit date)

Communication Services		
Royal Bank of Canada		RY
AT&T, Inc.	T	Toronto-Dominion Bank
TELUS Corporation	TU	TD
Verizon Communications, Inc.	VZ	
Consumer Discretionary		
Leggett & Platt, Inc.	LEG	
McDonald's Corporation	MCD	
V.F. Corporation	VFC	
Consumer Staples		
Coca-Cola Company	KO	
General Mills, Inc.	GIS	
Philip Morris International, Inc.	PM	
Unilever plc - ADR	UL	
Energy		
Chevron Corporation	CVX	
Enbridge, Inc.	ENB	
Total SE - ADR	TOT	
Financials		
Blackstone Group, Inc. - CL A	BX	
JPMorgan Chase & Company	JPM	
Health Care		
CVS Health Corporation	CVS	
Johnson & Johnson	JNJ	
Pfizer, Inc.	PFE	
Sanofi - ADR	SNY	
Industrials		
BAE Systems plc - ADR	BAESY	
Emerson Electric Company	EMR	
nVent Electric plc	NVT	
Information Technology		
Broadcom, Inc.	AVGO	
Cisco Systems, Inc.	CSCO	
International Business Machines Corporation	IBM	
Texas Instruments, Inc.	TXN	
Utilities		
Duke Energy Corporation	DUK	
Southern Company	SO	

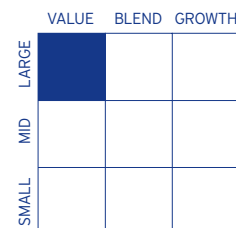
Style breakdown

(As of the business day before deposit date)



Source: Morningstar, Inc.

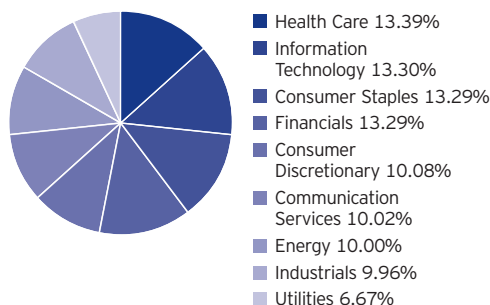
Equity style analysis



The style characteristics of the Portfolio are determined as of the initial date of deposit. For a complete description of these characteristics refer to the following page.

Portfolio diversification

(As of the business day before deposit date)



Selection process:

Screen all U.S. listed stocks with generally large market caps to include only those that have:

1. Quality Analysis. Consider only companies that have a Standard & Poor's debt rating*** of "BBB-" or higher.
2. Dividend Analysis. Identify companies with an attractive yield and healthy dividend payout ratios, companies that may have a higher probability of maintaining and growing future dividends without sacrificing growth.
3. Earnings & Cash-Flow Analysis. Identify companies that have shown recent earnings and cash-flow growth and are expected to maintain and provide future growth.

After considering certain market capitalization and liquidity requirements, companies will be selected to provide diversification across multiple sectors.

*** A credit rating is an assessment provided by a nationally recognized statistical rating organization (NRSRO) of the creditworthiness of an issuer with respect to debt obligations, including specific securities, money market instruments or other debts. Ratings are measured on a scale that generally ranges from AAA (highest) to D (lowest); ratings are subject to change without notice. For more information on Standard and Poor's rating methodology, including equity ratings, please visit standardandpoors.com and select "Understanding Ratings" under Rating Resources on the homepage.

About risk

There is no assurance the trust will achieve its investment objective. An investment in this unit investment trust is subject to market risk, which is the possibility that the market values of securities owned by the trust will decline and that the value of trust units may therefore be less than what you paid for them. Recently, an outbreak of a respiratory disease caused by a novel coronavirus, COVID-19, has spread globally in a short period of time, resulting in the disruption of, and delays in, production and supply chains and the delivery of healthcare services and processes, as well as the cancellation of organized events and educational institutions, quarantines, a decline in consumer demand for certain goods and services, and general concern and uncertainty. COVID-19 and its effects have contributed to increased volatility in global markets, severe losses, liquidity constraints, and lowered yields. The duration of such effects cannot yet be determined but could be present for an extended period of time and may adversely affect the value of your Units. This trust is unmanaged and its portfolio is not intended to change during the trust's life except in limited circumstances. Accordingly, you can lose money investing in this trust. The trust should be considered as part of a long-term investment strategy and you should consider your ability to pursue it by investing in successive trusts, if available. You will realize tax consequences associated with investing from one series to the next.

Common stocks do not assure dividend payments. Dividends are paid only when declared by an issuer's board of directors and the amount of any dividend may vary over time. There can be no guarantee or assurance that companies will declare dividends in the future or that if declared, they will remain at current levels or increase over time.

The financial condition of an issuer may worsen or its credit ratings may drop, resulting in a reduction in the value of your Units. This may occur at any point in time, including during the initial offering period.

You could experience dilution of your investment if the size of the Portfolio is increased as Units are sold. There is no assurance that your investment will maintain its proportionate share in the Portfolio's profits and losses.

Investing in foreign securities involves certain risks not typically associated with investing solely in the United States. This may magnify volatility due to changes in foreign exchange rates, the political and economic uncertainties in foreign countries, and the potential lack of liquidity, government supervision and regulation.

Value, blend and growth are types of investment styles. Growth investing generally seeks stocks that offer the potential for greater-than-average earnings growth, and may entail greater risk than value or blend investing. Value investing generally seeks stocks that may be sound investments but are temporarily out of favor in the marketplace, and may entail less risk than growth investing. A blend investment combines the two styles.

1 Including sales charges. As of deposit date.

2 Represents the value of 100 units on the deposit date.

The value of the minimum investment amount of 100 units may be greater or less than \$1,000.00 following the deposit date.

3 Assuming a public offering price of \$10 per unit. There is no initial sales charge if the public offering price per unit is \$10 or less. If the public offering price per unit exceeds \$10, an initial sales charge is paid at the time of purchase. The per unit amount of the initial sales charge is 1.85% of the dollar amount that the public offering price per unit exceeds \$10.

4 The trust portfolio is provided for informational purposes only and should not be deemed as a recommendation to buy or sell the individual securities shown on the previous page. Subject to change.

NOT FDIC INSURED | MAY LOSE VALUE | NO BANK GUARANTEE

Before investing, investors should carefully read the prospectus and consider the investment objectives, risks, charges and expenses. For this and more complete information about the trust(s), investors should ask their advisor(s) for a prospectus or download one at invesco.com/uit.

This does not constitute a recommendation of any investment strategy or product for a particular investor. Investors should consult a financial professional before making any investment decisions.

Invesco unit investment trusts are distributed by the Sponsor, Invesco Capital Markets, Inc. and broker dealers including Invesco Distributors, Inc. Both firms are indirect, wholly owned subsidiaries of Invesco Ltd.