



# PowerPicks Portfolio 2023-1

## A specialty unit trust

### Trust specifics

#### Deposit information

Public offering price per unit <sup>†</sup>	\$10.00
Minimum investment (\$250 for IRAs) <sup>2</sup>	\$1,000.00
Deposit date	01/12/23
Termination date	04/15/24
Distribution dates	25th day of May, August and November
Record dates	10th day of May, August and November

Term of trust	15 months
Symbol	IPIBCA
Historical 12 month distributions <sup>†</sup>	\$0.0822

#### PICK231 Sales charge and CUSIPs

##### Brokerage

##### Sales charge<sup>3</sup>

Deferred sales charge	1.35%
Creation and development fee	0.50%
Total sales charge	1.85%
Last deferred sales charge payment date	10/10/23

##### CUSIPs

Cash	46143C-60-9
Reinvest	46143C-61-7
Historical 12 month distribution rate <sup>†</sup>	0.82%

##### Fee-based

##### Sales charge<sup>3</sup>

Fee-based sales charge	0.50%
------------------------	-------

##### CUSIPs

Fee-based cash	46143C-62-5
Fee-based reinvest	46143C-63-3
Historical 12 month distribution rate <sup>†</sup> (fee-based)	0.83%

Investors in fee-based accounts will not be assessed the deferred sales charge for eligible fee-based purchases and must purchase units with a Fee-based CUSIP.

<sup>†</sup> The historical 12 month distributions per unit and each historical 12 month distribution rate of the securities included in the trust are for illustrative purposes only and are not indicative of the trust's actual distributions or distribution rate. The historical 12 month distributions per unit amount is based upon the weighted average of the actual distributions paid by the securities included in the trust over the 12 months preceding the trust's deposit date, and is reduced to account for the effects of fees and expenses which will be incurred when investing in a trust. Each historical 12 month distribution rate is calculated by dividing the historical 12 month distributions amount by the trust's initial \$10 public offering price per unit. There is no guarantee the issuers of the securities included in the trust will declare dividends or distributions in the future. Due to the negative economic impact across many industries caused by the recent COVID-19 outbreak, certain issuers of the securities included in the trust may elect to reduce the amount of, or cancel entirely, dividends and/or distributions paid in the future. As a result, the historical 12 month distributions per unit and each historical 12 month distribution rate will likely be higher, and in some cases significantly higher, than the actual distribution rate achieved by the trust. The distributions paid by the trust, as well as the corresponding rates, may be higher or lower than the figures shown due to certain factors that may include, but are not limited to, a change in the dividends or distributions paid by issuers, actual expenses incurred, currency fluctuations, the sale of trust securities to pay any deferred sales charges, trust fees and expenses, variations in the trust's per unit price, or with the call, maturity or the sale of securities in the trust. Distributions made by certain securities in the trust may include non-ordinary income.

### Objective

The Portfolio seeks above-average total return. The Portfolio seeks to achieve its objective by investing in a portfolio of stocks selected by Invesco Capital Markets Inc., the Sponsor, based on information provided by CFRA, an independent research firm.\*

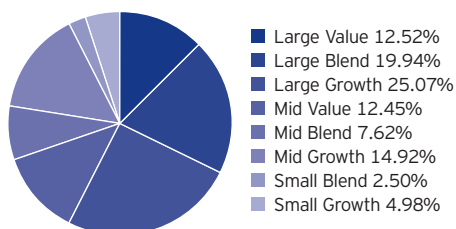
### Portfolio composition (As of the business day before deposit date)

Communication Services	Consumer Discretionary	Consumer Staples	Energy	Financials	Health Care	Industrials	Information Technology	Materials	Real Estate	Utilities	
Fox Corporation - CL A New York Times Company - CL A Roblox Corporation - CL A	Amazon.com, Inc. Crocs, Inc. Home Depot, Inc. TJX Companies, Inc.	Ingredion, Inc. Performance Food Group Company Procter & Gamble Company	EOG Resources, Inc. Schlumberger, N.V.	Arthur J. Gallagher & Company Bank of America Corporation Charles Schwab Corporation East West Bancorp, Inc. Everest Re Group, Ltd.	Agilent Technologies, Inc. Medtronic plc	Merck & Company, Inc. Pfizer, Inc. UnitedHealth Group, Inc. Vertex Pharmaceuticals, Inc.	AerCap Holdings, N.V. Boeing Company Cummins, Inc.	Cisco Systems, Inc. CrowdStrike Holdings, Inc. - CL A Enphase Energy, Inc. Marvell Technology, Inc. Microsoft Corporation NXP Semiconductors, N.V. PayPal Holdings, Inc. Rambus, Inc. Salesforce, Inc. Synopsys, Inc. Visa, Inc. - CL A	MP Materials Corporation - CL A	Mid-America Apartment Communities, Inc.	NiSource, Inc.
MRK PFE UNH VRTX	AMZN CROX HD TJX	INGR PFGC PG	EOG SLB	AJG BAC SCHW EWBC RE	A MDT	AER BA CMI	CSCO CRWD ENPH MRVL MSFT NXPI PYPL RMB CRM SNPS V	MP	MAA	NI	

The trust portfolio is provided for informational purposes only and should not be deemed as a recommendation to buy or sell the individual securities shown above.

### Style breakdown

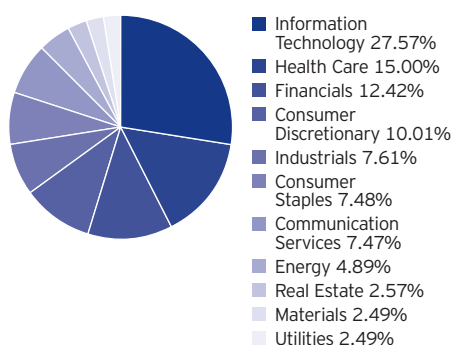
(As of the business day before deposit date)



Source: Morningstar, Inc.

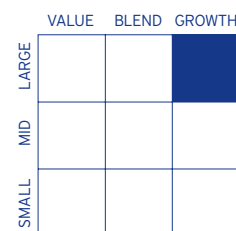
### Sector breakdown

(As of the business day before deposit date)



See page 2 for the footnotes on trust specifics.

### Equity style analysis



The style characteristics of the Portfolio are determined as of the initial date of deposit. For a complete description of these characteristics refer to the following page.

Not a Deposit Not FDIC Insured Not Guaranteed by the Bank May Lose Value Not Insured by any Federal Government Agency

The stocks, referred to as the PowerPicks list, represent the collective “best ideas” by CFRA. The PowerPicks are drawn from all the economic sectors that comprise the S&P 500 Index. Creation of the PowerPicks annual portfolios began on January 1, 1997. In 2004, the mid-year PowerPicks list was introduced, followed by quarterly updates beginning in November 2008. The Portfolio contains companies that may be positioned for superior growth over the coming 12 months based on several factors, including proprietary research provided by CFRA. The Sponsor selected the final portfolio based upon the information supplied by CFRA. The stocks comprising the Portfolio may not necessarily represent the full list of stocks in a PowerPicks update, or the full list of stocks selected by CFRA.

You can now own the PowerPicks list in one simple Unit Investment Trust.

---

## About risk

There is no assurance the trust will achieve its investment objective. An investment in this unit investment trust is subject to market risk, which is the possibility that the market values of securities owned by the trust will decline and that the value of trust units may therefore be less than what you paid for them. Recently, an outbreak of a respiratory disease caused by a novel coronavirus, COVID-19, has spread globally in a short period of time, resulting in the disruption of, and delays in, production and supply chains and the delivery of healthcare services and processes, as well as the cancellation of organized events and educational institutions, quarantines, a decline in consumer demand for certain goods and services, and general concern and uncertainty. COVID-19 and its effects have contributed to increased volatility in global markets, severe losses, liquidity constraints, and lowered yields. The duration of such effects cannot yet be determined but could be present for an extended period of time and may adversely affect the value of your Units. This trust is unmanaged and its portfolio is not intended to change during the trust's life except in limited circumstances. Accordingly, you can lose money investing in this trust. The trust should be considered as part of a long-term investment strategy and you should consider your ability to pursue it by investing in successive trusts, if available. You will realize tax consequences associated with investing from one series to the next.

Common stocks do not assure dividend payments. Dividends are paid only when declared by an issuer's board of directors and the amount of any dividend may vary over time. An issuer may be unwilling or unable to declare dividends in the future, or may reduce the level of dividends declared. This may result in a reduction in the value of your Units.

The financial condition of an issuer may worsen or its credit ratings may drop, resulting in a reduction in the value of your Units. This may occur at any point in time, including during the initial offering period.

The Portfolio is concentrated in securities issued by companies in the information technology industry. The information technology industry faces risks related to rapidly changing technology, rapid product obsolescence, cyclical market patterns, evolving industry standards and frequent new product introductions. Negative developments in this industry will affect the value of your investment more than would be the case in a more diversified investment.

You could experience dilution of your investment if the size of the Portfolio is increased as Units are sold. There is no assurance that your investment will maintain its proportionate share in the Portfolio's profits and losses.

The Portfolio's performance might not sufficiently correspond to published hypothetical performance of the Portfolio's investment strategy. This can happen for reasons such as an inability to exactly replicate the weightings of stocks in the strategy or be fully invested, timing of the Portfolio offering or timing of your investment, and Portfolio expenses. The hypothetical performance presented is not the past performance of the Portfolio.

Value, blend and growth are types of investment styles. Growth investing generally seeks stocks that offer the potential for greater-than-average earnings growth, and may entail greater risk than value or blend investing. Value investing generally seeks stocks that may be sound investments but are temporarily out of favor in the marketplace, and may entail less risk than growth investing. A blend investment combines the two styles.

CFRA MAKES NO REPRESENTATION OR WARRANTY, EXPRESS OR IMPLIED, TO THE OWNERS OF THE PORTFOLIO OR ANY OTHER PERSON REGARDING THE ADVISABILITY OF INVESTING IN SECURITIES GENERALLY, OR IN THE PORTFOLIO PARTICULARLY, OR THE ABILITY OF CFRA'S MODEL PORTFOLIOS TO TRACK GENERAL MARKET PERFORMANCE. CFRA IS NOT RESPONSIBLE FOR AND HAS NOT PARTICIPATED IN THE DETERMINATION OF THE PRICES AND AMOUNT OF THE PORTFOLIO OR THE TIMING OF THE ISSUANCE OR SALE OF THE PORTFOLIO OR IN THE DETERMINATION OR CALCULATION OF THE EQUATION BY WHICH THE PORTFOLIO MAY BE CONVERTED INTO CASH OR OTHER REDEMPTION MECHANICS. CFRA HAS NO OBLIGATION OR LIABILITY IN CONNECTION WITH THE ADMINISTRATION, MARKETING OR TRADING OF THE PORTFOLIO. CFRA IS NOT AN INVESTMENT ADVISOR. INCLUSION OF A SECURITY WITHIN A CFRA MODEL PORTFOLIO IS NOT A RECOMMENDATION BY CFRA TO BUY, SELL, OR HOLD ANY SECURITY, NOR IS IT INVESTMENT ADVICE. CFRA AND ITS SUPPLIERS DO NOT GUARANTEE THE ADEQUACY, ACCURACY, TIMELINESS AND/OR THE COMPLETENESS OF THE CFRA MODEL PORTFOLIOS OR ANY DATA RELATED THERETO OR ANY COMMUNICATION WITH RESPECT THERETO, INCLUDING, ORAL, WRITTEN, OR ELECTRONIC COMMUNICATIONS. CFRA AND ITS SUPPLIERS SHALL NOT BE SUBJECT TO ANY DAMAGES OR LIABILITY FOR ANY ERRORS, OMISSIONS, OR DELAYS IN ITS SERVICES. CFRA MAKES NO EXPRESS OR IMPLIED WARRANTIES, AND EXPRESSLY DISCLAIMS ALL WARRANTIES, OF MERCHANTABILITY OR FITNESS FOR A PARTICULAR PURPOSE OR USE OR AS TO RESULTS TO BE OBTAINED BY USERS, OWNERS OF THE PORTFOLIO, OR ANY OTHER PERSON OR ENTITY FROM THE USE OF THE CFRA MODEL PORTFOLIOS OR WITH RESPECT TO ANY DATA RELATED THERETO. WITHOUT LIMITING ANY OF THE FOREGOING, IN NO EVENT WHATSOEVER SHALL CFRA BE LIABLE FOR ANY INDIRECT, SPECIAL, INCIDENTAL, PUNITIVE, OR CONSEQUENTIAL DAMAGES, INCLUDING BUT NOT LIMITED TO, LOSS OF PROFITS, TRADING LOSSES, LOST TIME, OR GOODWILL, EVEN IF THEY HAVE BEEN ADVISED OF THE POSSIBILITY OF SUCH DAMAGES, WHETHER IN CONTRACT, TORT, STRICT LIABILITY, OR OTHERWISE.

\* CFRA is the registered operating name or “doing business as” for its legal entity Accounting Research & Analytics, LLC.

1 Including sales charges. As of deposit date.

2 Represents the value of 100 units on the deposit date. The value of the minimum investment amount of 100 units may be greater or less than \$1,000.00 following the deposit date.

3 Assuming a public offering price of \$10 per unit. There is no initial sales charge if the public offering price per unit is \$10 or less. If the public offering price per unit exceeds \$10, an initial sales charge is paid at the time of purchase. The per unit amount of the initial sales charge is 1.85% of the dollar amount that the public offering price per unit exceeds \$10.

***Before investing, investors should carefully read the prospectus and consider the investment objectives, risks, charges and expenses. For this and more complete information about the trust(s), investors should ask their financial professional(s) for a prospectus or download one at [invesco.com/uit](https://www.invesco.com/uit).***

This does not constitute a recommendation of any investment strategy or product for a particular investor. Investors should consult a financial professional before making any investment decisions.

Invesco unit investment trusts are distributed by the Sponsor, Invesco Capital Markets, Inc. and broker dealers including Invesco Distributors, Inc. Both firms are indirect, wholly owned subsidiaries of Invesco Ltd.