



PowerShares DB US Dollar Index Bearish Fund
Statements of Operations (unaudited)

| | For the Period July 1, 2013 through July 31, 2013 | Year to Date |
|--|--|-----------------------|
| Income | | |
| Interest Income, net | \$ 2,712 | \$ 26,089 |
| Expenses | | |
| Management fee | 43,291 | 352,338 |
| Brokerage commissions and fees | (2,115) | 30,488 |
| Total expenses | 41,176 | 382,826 |
| Net investment income (loss) | (38,464) | (356,737) |
| Net Realized and Net Change in Unrealized Gain (Loss) on United States Treasury Obligations and Futures | | |
| Net Realized Gain (Loss) on | | |
| United States Treasury Obligations | - | 2,017 |
| Futures | - | (1,461,582) |
| Net Realized Gain (Loss) | - | (1,459,565) |
| Net Change in Unrealized Gain (Loss) on | | |
| United States Treasury Obligations | (398) | (1,172) |
| Futures | 1,605,538 | (457,734) |
| Net Change in Unrealized Gain (Loss) | 1,605,140 | (458,906) |
| Net realized and net change in unrealized gain (loss) on United States Treasury Obligations and Futures | 1,605,140 | (1,918,471) |
| Net Income (Loss) | \$ 1,566,676 | \$ (2,275,208) |

To the best of the knowledge and belief of the undersigned, the information contained in this report is accurate and complete.



 Martin Kremenstein
 Chief Executive Officer
 DB Commodity Services LLC




 Michael Gilligan
 Chief Financial Officer
 DB Commodity Services LLC

PowerShares DB US Dollar Index Bearish Fund
Unaudited Statement of Changes in Shareholders' Equity
Period From July 1, 2013 to July 31, 2013


| | General Shares | | Shares | | Total Shareholders' Equity (Deficit) |
|--|----------------|------------------------|------------------|------------------------|--------------------------------------|
| | Shares | Total Equity (Deficit) | Shares | Total Equity (Deficit) | |
| Balance at July 1, 2013 | 40 | \$ 1,041 | 2,600,000 | \$ 67,655,459 | \$ 67,656,500 |
| Net Income (Loss) | | | | | |
| Net investment income (loss) | | (1) | | (38,463) | (38,464) |
| Net change in unrealized gain (loss) on United States Treasury | | | | | |
| Obligations and Futures | | 25 | | 1,605,115 | 1,605,140 |
| Net Income (Loss) | | 24 | | 1,566,652 | 1,566,676 |
| Balance at July 31, 2013 | <u>40</u> | <u>\$ 1,065</u> | <u>2,600,000</u> | <u>\$ 69,222,111</u> | <u>\$ 69,223,176</u> |

Net Asset Value per share

| | |
|----------------------------|-----------------|
| General shares (40 shares) | <u>\$ 26.63</u> |
| Shares (2,600,000 shares) | <u>\$ 26.62</u> |



 Martin Kremenstein
 Chief Executive Officer
 DB Commodity Services LLC



 Michael Gilligan
 Chief Financial Officer
 DB Commodity Services LLC