

PowerShares DB Agriculture Fund
Statements of Operations (unaudited)

For the Period
January 1, 2012
through
January 31, 2012

Income

Interest Income, net \$ 20,673

Expenses

Management fee 1,471,712
Brokerage commissions and fees 168,028
Total expenses 1,639,740
Net investment income (loss) (1,619,067)

Net Realized and Net Change in Unrealized Gain (Loss)
on United States Treasury Obligations and Futures

Net Realized Gain (Loss) on

United States Treasury Obligations (55)
Futures (18,484,262)
Net Realized Gain (Loss) (18,484,317)


Net Change in Unrealized Gain (Loss) on

United States Treasury Obligations (69,702)
Futures 30,531,057
Net Change in Unrealized Gain (Loss) 30,461,355


Net realized and net change in unrealized gain (loss) on
United States Treasury Obligations and Futures 11,977,038

Net Income (Loss) \$ 10,357,971

To the best of the knowledge and belief of the undersigned, the information contained in this report is accurate and complete.



Hans Ephraimson
Chief Executive Officer
DB Commodity Services LLC

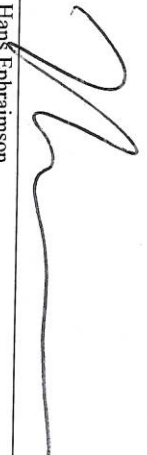



Michael Gilligan
Principal Financial Officer
DB Commodity Services LLC

PowerShares DB Agriculture Fund
Unaudited Statement of Changes in Shareholders' Equity
Period From January 1, 2012 to January 31, 2012

	General Shares				Shares				
	Shares	Paid in Capital	Accumulated Earnings (Deficit)	Total Equity (Deficit)	Shares	Paid in Capital	Accumulated Earnings (Deficit)	Total Equity (Deficit)	Total Shareholders' Equity (Deficit)
Balance at January 1, 2012	40	\$ 1,000	152	\$ 1,152	70,600,000	\$ 2,280,227,892	\$ (245,920,496)	\$ 2,034,307,396	\$ 2,034,308,548
Sale of Shares					800,000	22,933,392		22,933,392	22,933,392
Redemption of Shares					(1,000,000)	(29,121,828)		(29,121,828)	(29,121,828)
Net Income (Loss)			(1)	(1)			(1,619,066)	(1,619,066)	(1,619,067)
Net investment income (loss)									
Net realized gain (loss) on United States Treasury Obligations and Futures			(11)	(11)			(18,484,306)	(18,484,306)	(18,484,317)
Net change in unrealized gain (loss) on United States Treasury Obligations and Futures									
Net Income (Loss)			18	18			30,461,337	30,461,337	30,461,355
Obligations and Futures			6	6			10,357,965	10,357,965	10,357,971
Balance at January 31, 2012	40	\$ 1,000	158	\$ 1,158	70,400,000	\$ 2,274,039,456	\$ (235,562,531)	\$ 2,038,476,925	\$ 2,038,478,083

Net Asset Value per share
 General shares (40 shares) \$ 28.95
 Shares (70,400,000 shares) \$ 28.96


 Hans Ephraïmson
 Chief Executive Officer
 DB Commodity Services LLC


 Michael Gilligan
 Principal Financial Officer
 DB Commodity Services LLC