



PowerShares DB US Dollar Index Bearish Fund
Statements of Operations (unaudited)

	For the Period October 1, 2013 through October 31, 2013	Year to Date
Income		
Interest Income, net	\$ 1,067	\$ 31,464
Expenses		
Management fee	41,548	474,169
Brokerage commissions and fees	10,070	44,911
Total expenses	51,618	519,080
Net investment income (loss)	<u>(50,551)</u>	<u>(487,616)</u>
Net Realized and Net Change in Unrealized Gain (Loss) on United States Treasury Obligations and Futures		
Net Realized Gain (Loss) on		
United States Treasury Obligations	-	2,106
Futures	-	(1,899,006)
Net Realized Gain (Loss)	<u>-</u>	<u>(1,896,900)</u>
Net Change in Unrealized Gain (Loss) on		
United States Treasury Obligations	(1,572)	(4,227)
Futures	47,580	1,140,066
Net Change in Unrealized Gain (Loss)	<u>46,008</u>	<u>1,135,839</u>
Net realized and net change in unrealized gain (loss) on United States Treasury Obligations and Futures	<u>46,008</u>	<u>(761,061)</u>
Net Income (Loss)	<u>\$ (4,543)</u>	<u>\$ (1,248,677)</u>

To the best of the knowledge and belief of the undersigned, the information contained in this report is accurate and complete.



 Martin Kremenstein
 Chief Executive Officer
 DB Commodity Services LLC




 Michael Gilligan
 Chief Financial Officer
 DB Commodity Services LLC

PowerShares DB US Dollar Index Bearish Fund
Unaudited Statement of Changes in Shareholders' Equity
Period From October 1, 2013 to October 31, 2013


	General Shares		Shares		Total Shareholders' Equity (Deficit)
	Shares	Total Equity (Deficit)	Shares	Total Equity (Deficit)	
Balance at October 1, 2013	40	\$ 1,082	2,400,000	\$ 64,928,390	\$ 64,929,472
Sale of Shares			-	-	-
Redemption of Shares			-	-	-
Net Income (Loss)					
Net investment income (loss)		1		(50,552)	(50,551)
Net realized gain (loss) on United States Treasury Obligations and Futures		-		-	-
Net change in unrealized gain (loss) on United States Treasury Obligations and Futures		(1)		46,009	46,008
Net Income (Loss)		-		(4,543)	(4,543)
Balance at October 31, 2013	<u>40</u>	<u>\$ 1,082</u>	<u>2,400,000</u>	<u>\$ 64,923,847</u>	<u>\$ 64,924,929</u>

Net Asset Value per share

General shares (40 shares)	<u>\$ 27.05</u>
Shares (2,400,000 shares)	<u>\$ 27.05</u>



 Martin Kremenstein
 Chief Executive Officer
 DB Commodity Services LLC



 Michael Gilligan
 Chief Financial Officer
 DB Commodity Services LLC