



**PowerShares DB G10 Currency Harvest Fund**  
**Statements of Operations (unaudited)**

	<b>For the Period March 1, 2014 through March 31, 2014</b>	<b>Year to Date</b>
<b>Income</b>		
Interest Income, net	\$ 6,497	\$ 20,084
<b>Expenses</b>		
Management fee	116,583	341,771
Brokerage commissions and fees	21,327	26,342
Total expenses	137,910	368,113
<b>Net investment income (loss)</b>	(131,413)	(348,029)
<b>Net Realized and Net Change in Unrealized Gain (Loss) on United States Treasury Obligations and Futures</b>		
<b>Net Realized Gain (Loss) on</b>		
United States Treasury Obligations	24	339
Futures	2,862,217	2,920,110
<b>Net Realized Gain (Loss)</b>	2,862,241	2,920,449
<b>Net Change in Unrealized Gain (Loss) on</b>		
United States Treasury Obligations	4,477	(1,311)
Futures	2,682,989	2,165,936
<b>Net Change in Unrealized Gain (Loss)</b>	2,687,466	2,164,625
Net realized and net change in unrealized gain (loss) on United States Treasury Obligations and Futures	5,549,707	5,085,074
<b>Net Income (Loss)</b>	<b>\$ 5,418,294</b>	<b>\$ 4,737,045</b>

To the best of the knowledge and belief of the undersigned, the information contained in this report is accurate and complete.

  
 Martin Kremenstein  
 Chief Executive Officer  
 DB Commodity Services LLC


  
 Michael Gilligan  
 Chief Financial Officer  
 DB Commodity Services LLC


**PowerShares DB G10 Currency Harvest Fund**  
**Unaudited Statement of Changes in Shareholders' Equity**  
**Period From March 1, 2014 to March 31, 2014**

	<u>General Shares</u>		<u>Shares</u>		
	<u>Shares</u>	<u>Total Equity (Deficit)</u>	<u>Shares</u>	<u>Total Equity (Deficit)</u>	<u>Total Shareholders' Equity (Deficit)</u>
<b>Balance at March 1, 2014</b>	40	\$ 1,014	7,000,000	\$ 177,376,883	\$ 177,377,897
Sale of Shares			400,000	10,289,785	10,289,785
Redemption of Shares			(600,000)	(15,356,671)	(15,356,671)
Net Income (Loss)					
Net investment income (loss)		(1)		(131,412)	(131,413)
Net realized gain (loss) on United States Treasury Obligations and Futures		17		2,862,224	2,862,241
Net change in unrealized gain (loss) on United States Treasury Obligations and Futures		15		2,687,451	2,687,466
Net Income (Loss)		31		5,418,263	5,418,294
<b>Balance at March 31, 2014</b>	<u>40</u>	<u>\$ 1,045</u>	<u>6,800,000</u>	<u>\$ 177,728,260</u>	<u>\$ 177,729,305</u>

**Net Asset Value per share**  
General shares (40 shares)  
Shares (6,800,000 shares)

\$ 26.13  
\$ 26.14

  
\_\_\_\_\_  
Martin Kremenstein  
Chief Executive Officer  
DB Commodity Services LLC

  
\_\_\_\_\_  
Michael Gilligan  
Chief Financial Officer  
DB Commodity Services LLC