



PowerShares DB Precious Metals Fund
Statements of Operations (unaudited)

	For the Period April 1, 2014 through April 30, 2014	Year to Date
Income		
Interest Income, net	\$ 5,346	\$ 23,858
Expenses		
Management fee	110,431	462,284
Brokerage commissions and fees	10,889	23,655
Total expenses	121,320	485,939
Net investment income (loss)	(115,974)	(462,081)
Net Realized and Net Change in Unrealized Gain (Loss) on United States Treasury Obligations and Futures		
Net Realized Gain (Loss) on		
United States Treasury Obligations	612	1,002
Futures	(5,435,050)	5,452,220
Net Realized Gain (Loss)	(5,434,438)	5,453,222
Net Change in Unrealized Gain (Loss) on		
United States Treasury Obligations	3,871	3,882
Futures	5,922,755	4,966,030
Net Change in Unrealized Gain (Loss)	5,926,626	4,969,912
Net realized and net change in unrealized gain (loss) on United States Treasury Obligations and Futures	492,188	10,423,134
Net Income (Loss)	\$ 376,214	\$ 9,961,053

To the best of the knowledge and belief of the undersigned, the information contained in this report is accurate and complete.


 Martin Kremenstein
 Chief Executive Officer
 DB Commodity Services LLC



 Michael Gilligan
 Chief Financial Officer
 DB Commodity Services LLC

PowerShares DB Precious Metals Fund
Unaudited Statement of Changes in Shareholders' Equity
Period From April 1, 2014 to April 30, 2014


	<u>General Shares</u>		<u>Shares</u>		
	<u>Shares</u>	<u>Total Equity (Deficit)</u>	<u>Shares</u>	<u>Total Equity (Deficit)</u>	<u>Total Shareholders' Equity (Deficit)</u>
Balance at April 1, 2014	40	\$ 1,656	4,600,000	\$ 190,481,599	\$ 190,483,255
Sale of Shares			-	-	-
Redemption of Shares			(400,000)	(16,743,645)	(16,743,645)
Net Income (Loss)					
Net investment income (loss)		(1)		(115,973)	(115,974)
Net realized gain (loss) on United States Treasury Obligations and Futures		(32)		(5,434,406)	(5,434,438)
Net change in unrealized gain (loss) on United States Treasury Obligations and Futures		35		5,926,591	5,926,626
Net Income (Loss)		2		376,212	376,214
Balance at April 30, 2014	<u>40</u>	<u>\$ 1,658</u>	<u>4,200,000</u>	<u>\$ 174,114,166</u>	<u>\$ 174,115,824</u>

Net Asset Value per share

General shares (40 shares)	<u>\$ 41.45</u>
Shares (4,200,000 shares)	<u>\$ 41.46</u>



 Martin Kremenstein
 Chief Executive Officer
 DB Commodity Services LLC



 Michael Gilligan
 Chief Financial Officer
 DB Commodity Services LLC