



PowerShares DB US Dollar Index Bullish Fund
Statements of Operations (unaudited)

	For the Period February 1, 2014 through February 28, 2014	Year to Date
Income		
Interest Income, net	\$ 36,289	\$ 74,409
Expenses		
Management fee	417,004	848,750
Brokerage commissions and fees	2,800	10,583
Total expenses	419,804	859,333
Net investment income (loss)	(383,515)	(784,924)
Net Realized and Net Change in Unrealized Gain (Loss) on United States Treasury Obligations and Futures		
Net Realized Gain (Loss) on		
United States Treasury Obligations	1,724	2,518
Futures	102,949	170,649
Net Realized Gain (Loss)	104,673	173,167
Net Change in Unrealized Gain (Loss) on		
United States Treasury Obligations	1,558	1,756
Futures	(15,149,749)	(5,030,580)
Net Change in Unrealized Gain (Loss)	(15,148,191)	(5,028,824)
Net realized and net change in unrealized gain (loss) on United States Treasury Obligations and Futures	(15,043,518)	(4,855,657)
Net Income (Loss)	\$ (15,427,033)	\$ (5,640,581)

To the best of the knowledge and belief of the undersigned, the information contained in this report is accurate and complete.


 Martin Kremenstein
 Chief Executive Officer
 DB Commodity Services LLC



 Michael Gilligan
 Chief Financial Officer
 DB Commodity Services LLC

PowerShares DB US Dollar Index Bullish Fund
Unaudited Statement of Changes in Shareholders' Equity
Period From February 1, 2014 to February 28, 2014

	General Shares		Shares		Total Shareholders'
	Shares	Total Equity (Deficit)	Shares	Total Equity (Deficit)	Equity (Deficit)
Balance at February 1, 2014	40	\$ 873	32,400,000	\$ 707,258,607	\$ 707,259,480
Sale of Shares			2,000,000	43,436,834	43,436,834
Redemption of Shares			(1,800,000)	(38,751,757)	(38,751,757)
Net Income (Loss)					
Net investment income (loss)		(1)		(383,514)	(383,515)
Net realized gain (loss) on United States Treasury Obligations and Futures		-		104,673	104,673
Net change in unrealized gain (loss) on United States Treasury Obligations and Futures		(17)		(15,148,174)	(15,148,191)
Net Income (Loss)		(18)		(15,427,015)	(15,427,033)
Balance at February 28, 2014	40	\$ 855	32,600,000	\$ 696,516,669	\$ 696,517,524

Net Asset Value per share
General shares (40 shares)
Shares (32,600,000 shares)

\$ 21.38
\$ 21.37



Martin Kremenstein
Chief Executive Officer
DB Commodity Services LLC



Michael Gilligan
Chief Financial Officer
DB Commodity Services LLC