



PowerShares DB US Dollar Index Bullish Fund
Statements of Operations (unaudited)

	For the Period May 1, 2014 through May 31, 2014	Year to Date
Income		
Interest Income, net	\$ 25,572	\$ 161,131
Expenses		
Management fee	424,272	2,121,900
Brokerage commissions and fees	(6,715)	108,460
Total expenses	417,557	2,230,360
Net investment income (loss)	(391,985)	(2,069,229)
Net Realized and Net Change in Unrealized Gain (Loss) on United States Treasury Obligations and Futures		
Net Realized Gain (Loss) on		
United States Treasury Obligations	79	4,003
Futures	(24,172)	(5,968,599)
Net Realized Gain (Loss)	(24,093)	(5,964,596)
Net Change in Unrealized Gain (Loss) on		
United States Treasury Obligations	(31,665)	(9,998)
Futures	7,319,102	5,870,216
Net Change in Unrealized Gain (Loss)	7,287,437	5,860,218
Net realized and net change in unrealized gain (loss) on United States Treasury Obligations and Futures	7,263,344	(104,378)
Net Income (Loss)	\$ 6,871,359	\$ (2,173,607)

To the best of the knowledge and belief of the undersigned, the information contained in this report is accurate and complete.


 Martin Kremenstein
 Chief Executive Officer
 DB Commodity Services LLC



 Michael Gilligan
 Chief Financial Officer
 DB Commodity Services LLC

PowerShares DB US Dollar Index Bullish Fund
Unaudited Statement of Changes in Shareholders' Equity
Period From May 1, 2014 to May 31, 2014


	<u>General Shares</u>		<u>Shares</u>		<u>Total</u>
	<u>Shares</u>	<u>Total Equity (Deficit)</u>	<u>Shares</u>	<u>Total Equity (Deficit)</u>	<u>Shareholders' Equity (Deficit)</u>
Balance at May 1, 2014	40	\$ 850	31,400,000	\$ 667,396,907	\$ 667,397,757
Sale of Shares			200,000	4,252,213	4,252,213
Redemption of Shares			(400,000)	(8,501,871)	(8,501,871)
Net Income (Loss)					
Net investment income (loss)		(2)		(391,983)	(391,985)
Net realized gain (loss) on United States Treasury Obligations and Futures		-		(24,093)	(24,093)
Net change in unrealized gain (loss) on United States Treasury Obligations and Futures		11		7,287,426	7,287,437
Net Income (Loss)		9		6,871,350	6,871,359
Balance at May 31, 2014	<u>40</u>	<u>\$ 859</u>	<u>31,200,000</u>	<u>\$ 670,018,599</u>	<u>\$ 670,019,458</u>

Net Asset Value per share

General shares (40 shares)	<u>\$ 21.48</u>
Shares (31,200,000 shares)	<u>\$ 21.47</u>



 Martin Kremenstein
 Chief Executive Officer
 DB Commodity Services LLC



 Michael Gilligan
 Chief Financial Officer
 DB Commodity Services LLC