



PowerShares DB Commodity Index Tracking Fund
Statements of Operations (unaudited)

	For the Period April 1, 2014 through April 30, 2014	Year to Date
Income		
Interest Income, net	\$ 192,375	\$ 917,333
Expenses		
Management fee	3,971,292	15,728,412
Brokerage commissions and fees	73,768	278,321
Total expenses	4,045,060	16,006,733
Net investment income (loss)	(3,852,685)	(15,089,400)
Net Realized and Net Change in Unrealized Gain (Loss) on United States Treasury Obligations and Futures		
Net Realized Gain (Loss) on		
United States Treasury Obligations	2,079	13,806
Futures	(28,851,370)	9,117,973
Net Realized Gain (Loss)	(28,849,291)	9,131,779
Net Change in Unrealized Gain (Loss) on		
United States Treasury Obligations	55,768	88,778
Futures	88,806,119	168,008,923
Net Change in Unrealized Gain (Loss)	88,861,887	168,097,701
Net realized and net change in unrealized gain (loss) on United States Treasury Obligations and Futures	60,012,596	177,229,480
Net Income (Loss)	\$ 56,159,911	\$ 162,140,080

To the best of the knowledge and belief of the undersigned, the information contained in this report is accurate and complete.



 Martin Kremenstein
 Chief Executive Officer
 DB Commodity Services LLC




 Michael Gilligan
 Chief Financial Officer
 DB Commodity Services LLC

PowerShares DB Commodity Index Tracking Fund
Unaudited Statement of Changes in Shareholders' Equity
Period From April 1, 2014 to April 30, 2014


	General Shares		Shares		Total Shareholders' Equity (Deficit)
	Shares	Total Equity (Deficit)	Shares	Total Equity (Deficit)	
Balance at April 1, 2014	40	\$ 1,045	216,400,000	\$ 5,654,633,078	\$ 5,654,634,123
Sale of Shares			1,000,000	26,536,787	26,536,787
Redemption of Shares			(2,200,000)	(58,195,333)	(58,195,333)
Net Income (Loss)					
Net investment income (loss)		(1)		(3,852,684)	(3,852,685)
Net realized gain (loss) on United States Treasury Obligations and Futures		(5)		(28,849,286)	(28,849,291)
Net change in unrealized gain (loss) on United States Treasury Obligations and Futures		17		88,861,870	88,861,887
Net Income (Loss)		11		56,159,900	56,159,911
Balance at April 30, 2014	<u>40</u>	<u>\$ 1,056</u>	<u>215,200,000</u>	<u>\$ 5,679,134,432</u>	<u>\$ 5,679,135,488</u>

Net Asset Value per share

General shares (40 shares)	<u>\$ 26.40</u>
Shares (215,200,000 shares)	<u>\$ 26.39</u>



Martin Kremenstein
Chief Executive Officer
DB Commodity Services LLC



Michael Gilligan
Chief Financial Officer
DB Commodity Services LLC