



PowerShares DB Agriculture Fund
Statements of Operations (unaudited)

	For the Period January 1, 2014 through January 31, 2014	Year to Date
Income		
Interest Income, net	\$ 52,923	\$ 52,923
Expenses		
Management fee	867,756	867,756
Brokerage commissions and fees	53,342	53,342
Total expenses	921,098	921,098
Net investment income (loss)	<u>(868,175)</u>	<u>(868,175)</u>
Net Realized and Net Change in Unrealized Gain (Loss) on United States Treasury Obligations and Futures		
Net Realized Gain (Loss) on		
United States Treasury Obligations	1,557	1,557
Futures	(4,377,227)	(4,377,227)
Net Realized Gain (Loss)	<u>(4,375,670)</u>	<u>(4,375,670)</u>
Net Change in Unrealized Gain (Loss) on		
United States Treasury Obligations	32,304	32,304
Futures	24,225,995	24,225,995
Net Change in Unrealized Gain (Loss)	<u>24,258,299</u>	<u>24,258,299</u>
Net realized and net change in unrealized gain (loss) on United States Treasury Obligations and Futures	<u>19,882,629</u>	<u>19,882,629</u>
Net Income (Loss)	<u>\$ 19,014,454</u>	<u>\$ 19,014,454</u>

To the best of the knowledge and belief of the undersigned, the information contained in this report is accurate and complete.



 Martin Kremenstein
 Chief Executive Officer
 DB Commodity Services LLC




 Michael Gilligan
 Chief Financial Officer
 DB Commodity Services LLC

PowerShares DB Agriculture Fund
Unaudited Statement of Changes in Shareholders' Equity
Period From January 1, 2014 to January 31, 2014


	General Shares		Shares		Total Shareholders' Equity (Deficit)
	Shares	Total Equity (Deficit)	Shares	Total Equity (Deficit)	
Balance at January 1, 2014	40	\$ 971	50,200,000	\$ 1,218,755,999	\$ 1,218,756,970
Sale of Shares			-	-	-
Redemption of Shares			(1,800,000)	(43,710,897)	(43,710,897)
Net Income (Loss)					
Net investment income (loss)		(1)		(868,174)	(868,175)
Net realized gain (loss) on United States Treasury Obligations and Futures		(4)		(4,375,666)	(4,375,670)
Net change in unrealized gain (loss) on United States Treasury Obligations and Futures		21		24,258,278	24,258,299
Net Income (Loss)		16		19,014,438	19,014,454
Balance at January 31, 2014	<u>40</u>	<u>\$ 987</u>	<u>48,400,000</u>	<u>\$ 1,194,059,540</u>	<u>\$ 1,194,060,527</u>

Net Asset Value per share

General shares (40 shares)	<u>\$ 24.68</u>
Shares (48,400,000 shares)	<u>\$ 24.67</u>



 Martin Kremenstein
 Chief Executive Officer
 DB Commodity Services LLC



 Michael Gilligan
 Chief Financial Officer
 DB Commodity Services LLC