



PowerShares DB Agriculture Fund
Statements of Operations (unaudited)

	For the Period November 1, 2013 through November 30, 2013	Year to Date
Income		
Interest Income, net	\$ 29,518	\$ 802,252
Expenses		
Management fee	986,217	12,228,746
Brokerage commissions and fees	221,641	1,405,382
Total expenses	1,207,858	13,634,128
Net investment income (loss)	<u>(1,178,340)</u>	<u>(12,831,876)</u>
Net Realized and Net Change in Unrealized Gain (Loss) on United States Treasury Obligations and Futures		
Net Realized Gain (Loss) on		
United States Treasury Obligations	67,778	77,313
Futures	(63,309,924)	(189,832,335)
Net Realized Gain (Loss)	<u>(63,242,146)</u>	<u>(189,755,022)</u>
Net Change in Unrealized Gain (Loss) on		
United States Treasury Obligations	34,504	(60,878)
Futures	50,060,639	9,062,154
Net Change in Unrealized Gain (Loss)	<u>50,095,143</u>	<u>9,001,276</u>
Net realized and net change in unrealized gain (loss) on United States Treasury Obligations and Futures	<u>(13,147,003)</u>	<u>(180,753,746)</u>
Net Income (Loss)	<u>\$ (14,325,343)</u>	<u>\$ (193,585,622)</u>

To the best of the knowledge and belief of the undersigned, the information contained in this report is accurate and complete.



 Martin Kremenstein
 Chief Executive Officer
 DB Commodity Services LLC




 Michael Gilligan
 Chief Financial Officer
 DB Commodity Services LLC

PowerShares DB Agriculture Fund
Unaudited Statement of Changes in Shareholders' Equity
Period From November 1, 2013 to November 30, 2013


	General Shares		Shares		Total Shareholders' Equity (Deficit)
	Shares	Total Equity (Deficit)	Shares	Total Equity (Deficit)	
Balance at November 1, 2013	40	\$ 1,004	58,800,000	\$ 1,475,434,128	\$ 1,475,435,132
Sale of Shares			200,000	4,981,376	4,981,376
Redemption of Shares			(4,200,000)	(104,248,794)	(104,248,794)
Net Income (Loss)				(1,178,339)	(1,178,340)
Net investment income (loss)		(1)		(1,178,339)	(1,178,340)
Net realized gain (loss) on United States Treasury Obligations and Futures		(44)		(63,242,102)	(63,242,146)
Net change in unrealized gain (loss) on United States Treasury Obligations and Futures		35		50,095,108	50,095,143
Net Income (Loss)		(10)		(14,325,333)	(14,325,343)
Balance at November 30, 2013	<u>40</u>	<u>\$ 994</u>	<u>54,800,000</u>	<u>\$ 1,361,841,377</u>	<u>\$ 1,361,842,371</u>

Net Asset Value per share
General shares (40 shares)
Shares (54,800,000 shares)

\$ 24.85
\$ 24.85



Martin Kremenstein
Chief Executive Officer
DB Commodity Services LLC



Michael Gilligan
Chief Financial Officer
DB Commodity Services LLC