



PowerShares DB US Dollar Index Bullish Fund
Statements of Operations (unaudited)

	For the Period August 1, 2014 through August 31, 2014	Year to Date
Income		
Interest Income, net	\$ 20,464	\$ 222,847
Expenses		
Management fee	520,728	3,531,803
Brokerage commissions and fees	3,715	222,453
Total expenses	524,443	3,754,256
Net investment income (loss)	(503,979)	(3,531,409)
Net Realized and Net Change in Unrealized Gain (Loss) on United States Treasury Obligations and Futures		
Net Realized Gain (Loss) on		
United States Treasury Obligations	-	4,077
Futures	-	2,014,547
Net Realized Gain (Loss)	-	2,018,624
Net Change in Unrealized Gain (Loss) on		
United States Treasury Obligations	(12,004)	(5,500)
Futures	12,871,122	19,953,183
Net Change in Unrealized Gain (Loss)	12,859,118	19,947,683
Net realized and net change in unrealized gain (loss) on United States Treasury Obligations and Futures	12,859,118	21,966,307
Net Income (Loss)	\$ 12,355,139	\$ 18,434,898

To the best of the knowledge and belief of the undersigned, the information contained in this report is accurate and complete.


 Martin Kremenstein
 Chief Executive Officer
 DB Commodity Services LLC



 Michael Gilligan
 Chief Financial Officer
 DB Commodity Services LLC

PowerShares DB US Dollar Index Bullish Fund
Unaudited Statement of Changes in Shareholders' Equity
Period From August 1, 2014 to August 31, 2014

	<u>General Shares</u>		<u>Shares</u>		
	<u>Shares</u>	<u>Total Equity (Deficit)</u>	<u>Shares</u>	<u>Total Equity (Deficit)</u>	<u>Total Shareholders' Equity (Deficit)</u>
Balance at August 1, 2014	40	\$ 869	36,400,000	\$ 790,638,794	\$ 790,639,663
Sale of Shares			2,000,000	43,519,853	43,519,853
Redemption of Shares			-	-	-
Net Income (Loss)					
Net investment income (loss)		(1)		(503,978)	(503,979)
Net realized gain (loss) on United States Treasury Obligations and Futures		-		-	-
Net change in unrealized gain (loss) on United States Treasury Obligations and Futures		14		12,859,104	12,859,118
Net Income (Loss)		13		12,355,126	12,355,139
Balance at August 31, 2014	<u>40</u>	<u>\$ 882</u>	<u>38,400,000</u>	<u>\$ 846,513,773</u>	<u>\$ 846,514,655</u>

Net Asset Value per share

General shares (40 shares)	<u>\$ 22.05</u>
Shares (38,400,000 shares)	<u>\$ 22.04</u>



 Martin Kremenstein
 Chief Executive Officer
 DB Commodity Services LLC



 Michael Gilligan
 Chief Financial Officer
 DB Commodity Services LLC