



PowerShares DB US Dollar Index Bullish Fund
Statements of Operations (unaudited)

	For the Period November 1, 2014 through November 30, 2014	Year to Date
Income		
Interest Income, net	\$ 9,827	\$ 258,710
Expenses		
Management fee	584,213	5,147,852
Brokerage commissions and fees	4,947	368,190
Total expenses	589,160	5,516,042
Net investment income (loss)	<u>(579,333)</u>	<u>(5,257,332)</u>
Net Realized and Net Change in Unrealized Gain (Loss) on United States Treasury Obligations and Futures		
Net Realized Gain (Loss) on		
United States Treasury Obligations	116	7,328
Futures	2,897,329	40,483,334
Net Realized Gain (Loss)	<u>2,897,445</u>	<u>40,490,662</u>
Net Change in Unrealized Gain (Loss) on		
United States Treasury Obligations	(7,092)	(14,307)
Futures	12,434,649	37,895,571
Net Change in Unrealized Gain (Loss)	<u>12,427,557</u>	<u>37,881,264</u>
Net realized and net change in unrealized gain (loss) on United States Treasury Obligations and Futures	<u>15,325,002</u>	<u>78,371,926</u>
Net Income (Loss)	<u>\$ 14,745,669</u>	<u>\$ 73,114,594</u>

To the best of the knowledge and belief of the undersigned, the information contained in this report is accurate and complete.


 Martin Kremenstein
 Chief Executive Officer
 DB Commodity Services LLC



 Michael Gilligan
 Chief Financial Officer
 DB Commodity Services LLC

PowerShares DB US Dollar Index Bullish Fund
Unaudited Statement of Changes in Shareholders' Equity
Period From November 1, 2014 to November 30, 2014

	<u>General Shares</u>		<u>Shares</u>		
	<u>Shares</u>	<u>Total Equity (Deficit)</u>	<u>Shares</u>	<u>Total Equity (Deficit)</u>	<u>Total Shareholders' Equity (Deficit)</u>
Balance at November 1, 2014	40	\$ 924	41,800,000	\$ 965,806,859	\$ 965,807,783
Sale of Shares			600,000	13,862,654	13,862,654
Redemption of Shares			(3,200,000)	(74,602,229)	(74,602,229)
Net Income (Loss)				(579,332)	(579,333)
Net investment income (loss)		(1)			(579,333)
Net realized gain (loss) on United States Treasury Obligations and Futures		2		2,897,443	2,897,445
Net change in unrealized gain (loss) on United States Treasury Obligations and Futures		13		12,427,544	12,427,557
Net Income (Loss)		14		14,745,655	14,745,669
Balance at November 30, 2014	<u>40</u>	<u>\$ 938</u>	<u>39,200,000</u>	<u>\$ 919,812,939</u>	<u>\$ 919,813,877</u>

Net Asset Value per share
General shares (40 shares)
Shares (39,200,000 shares)

\$ 23.45
\$ 23.46



Martin Kremenstein
Chief Executive Officer
DB Commodity Services LLC



Michael Gilligan
Chief Financial Officer
DB Commodity Services LLC