
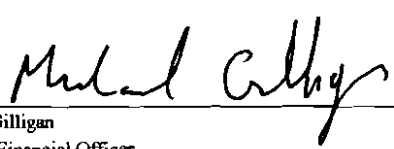


**PowerShares DB G10 Currency Harvest Fund and Subsidiary**  
**Statements of Operations (unaudited)**

	For the Period March 1, 2009 through March 31, 2009	Year to Date
<b>Income</b>		
Interest Income, net	\$ 19,252	\$ 68,825
<b>Expenses</b>		
Management fee	171,724	500,710
Brokerage commissions and fees	19,038	45,357
Total expenses	190,762	546,067
Net investment income (loss)	(171,510)	(477,242)
<b>Net Realized and Net Change in Unrealized Gain (Loss) on United States Treasury Obligations and Futures</b>		
<b>Net Realized Gain (Loss) on</b>		
United States Treasury Obligations	(200)	(1,753)
Futures	2,143,600	1,212,890
Net Realized Gain (Loss)	2,143,400	1,211,137
<b>Net Change in Unrealized Gain (Loss) on</b>		
United States Treasury Obligations	20,728	(22,662)
Futures	17,843,653	11,752,892
Net Change in Unrealized Gain (Loss)	17,864,381	11,730,230
Net realized and net change in unrealized gain (loss) on United States Treasury Obligations and Futures	20,007,781	12,941,367
<b>Net Income (Loss)</b>	<b>\$ 19,836,271</b>	<b>\$ 12,464,125</b>
Less: Net (income) loss attributed to the non-controlling interest in consolidated subsidiary - related party	(58)	(39)
<b>Net income (loss) attributed to PowerShares DB G10 Currency Harvest Fund and Subsidiary</b>	<b>\$ 19,836,213</b>	<b>\$ 12,464,086</b>

To the best of the knowledge and belief of the undersigned, the information contained in this report is accurate and complete.

  
 Martin Kremenstein  
 Chief Operating Officer and Chief Investment Officer  
 DB Commodity Services LLC


  
 Michael Gilligan  
 Principal Financial Officer  
 DB Commodity Services LLC

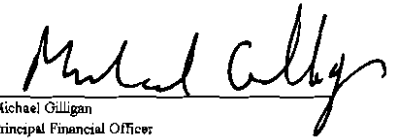
*PowerShares DB G10 Currency Harvest Fund and Subsidiary*  
*Unaudited Consolidated Statement of Changes in Shareholders' Equity*  
*Period From March 1, 2009 to March 31, 2009*

	General Shares				Shares						
	Shares	Paid in Capital	Accumulated Earnings (Deficit)	Total General Shareholders' Equity (Deficit)	Shares	Paid in Capital	Accumulated Earnings (Deficit)	Total Shareholders' Equity (Deficit)	Total Shareholders' Equity (Deficit)	Non-controlling Interest	Total Equity
Balance at March 1, 2009	40	\$ 1,000	\$ (239)	\$ 761	13,800,000	\$ 418,261,794	\$ (135,671,236)	\$ 282,590,558	\$ 282,591,319	\$ 761	\$ 282,592,080
Sale of Shares					200,000	3,982,186		3,982,186	3,982,186		3,982,186
Net Income (Loss):											
Net investment income (loss)			(1)	(1)			(171,508)	(171,508)	(171,509)	(1)	(171,510)
Net realized gain (loss) on United States Treasury Obligations and Futures			6	6			2,143,388	2,143,388	2,143,394	6	2,143,400
Net change in unrealized gain (loss) on United States Treasury Obligations and Futures			53	53			17,864,275	17,864,275	17,864,328	53	17,864,381
Net Income (Loss):			58	58			19,836,155	19,836,155	19,836,213	58	19,836,271
Balance at March 31, 2009	40	\$ 1,000	\$ (181)	\$ 819	13,800,000	\$ 418,473,300	\$ (135,835,081)	\$ 282,638,219	\$ 282,639,038	\$ 819	\$ 282,639,857

Net Asset Value per share  
General shares (40 shares)  
Shares (13,800,000 shares)

\$	20.48
\$	20.48

  
Martin Kremenstein  
Chief Operating Officer and Chief Investment Officer  
DB Commodity Services LLC

  
Michael Gilligan  
Principal Financial Officer  
DB Commodity Services LLC