


**PowerShares DB Agriculture Fund**  
**Statements of Operations (unaudited)**

	<b>For the Period March 1, 2011 through March 31, 2011</b>	<b>Year to Date</b>
<b>Income</b>		
Interest Income, net	\$ 409,974	\$ 1,070,615
<b>Expenses</b>		
Management fee	2,724,813	7,091,062
Brokerage commissions and fees	347,906	1,169,788
Total expenses	3,072,719	8,260,850
<b>Net investment income (loss)</b>	<b>(2,662,745)</b>	<b>(7,190,235)</b>
<b>Net Realized and Net Change in Unrealized Gain (Loss) on United States Treasury Obligations and Futures</b>		
<b>Net Realized Gain (Loss) on</b>		
United States Treasury Obligations	(3,514)	23,885
Futures	41,301,544	256,035,280
<b>Net Realized Gain (Loss)</b>	<b>41,298,030</b>	<b>256,059,165</b>
<b>Net Change in Unrealized Gain (Loss) on</b>		
United States Treasury Obligations	120,948	180,638
Futures	(106,606,250)	(84,895,287)
<b>Net Change in Unrealized Gain (Loss)</b>	<b>(106,485,302)</b>	<b>(84,714,649)</b>
Net realized and net change in unrealized gain (loss) on United States Treasury Obligations and Futures	(65,187,272)	171,344,516
<b>Net Income (Loss)</b>	<b>\$ (67,850,017)</b>	<b>\$ 164,154,281</b>

To the best of the knowledge and belief of the undersigned, the information contained in this report is accurate and complete.



Hans Ephraimson  
Chief Executive Officer  
DB Commodity Services LLC





Michael Gilligan  
Principal Financial Officer  
DB Commodity Services LLC

*PowerShares DB Agriculture Fund*  
*Unaudited Statement of Changes in Shareholders' Equity*  
*Period From March 1, 2011 to March 31, 2011*

	Shares					
	General Shares		Shares		Total Shareholders' Equity (Deficit)	
	Shares	Paid in Capital	Accumulated Earnings (Deficit)	Total Equity (Deficit)	Shares	Paid in Capital
<b>Balance at March 1, 2011</b>	40	\$ 1,000	\$ 395	\$ 1,395	107,000,000	\$ 3,387,306,626
Sale of Shares					15,200,000	519,067,050
Redemption of Shares					(6,800,000)	(233,109,834)
<b>Net Income (Loss)</b>			(1)	(1)		(2,662,744)
Net investment income (loss)						
Net realized gain (loss) on United States Treasury Obligations and Futures			16	16		41,298,014
Net change in unrealized gain (loss) on United States Treasury Obligations and Futures			(41)	(41)		(106,485,261)
<b>Net Income (Loss)</b>			(26)	(26)		(67,849,991)
<b>Balance at March 31, 2011</b>	40	\$ 1,000	\$ 369	\$ 1,369	115,400,000	\$ 3,673,263,842

**Net Asset Value per share**  
 General shares (40 shares) \$ 34.23  
 Shares (115,400,000 shares) \$ 34.22

  
 Hans Ephraïmon  
 Chief Executive Officer  
 DB Commodity Services LLC

  
 Michael Gilligan  
 Principal Financial Officer  
 DB Commodity Services LLC