


PowerShares DB Agriculture Fund
Statements of Operations (unaudited)

	For the Period August 1, 2011 through August 31, 2011	Year to Date
Income		
Interest Income, net	\$ 110,655	\$ 1,907,618
Expenses		
Management fee	2,120,501	18,923,068
Brokerage commissions and fees	189,153	1,683,150
Total expenses	2,309,654	20,606,218
Net investment income (loss)	(2,198,999)	(18,698,600)
Net Realized and Net Change in Unrealized Gain (Loss) on United States Treasury Obligations and Futures		
Net Realized Gain (Loss) on		
United States Treasury Obligations	4,118	54,362
Futures	(49,083,660)	245,012,161
Net Realized Gain (Loss)	(49,079,542)	245,066,523
Net Change in Unrealized Gain (Loss) on		
United States Treasury Obligations	311,753	51,729
Futures	209,055,157	(112,231,826)
Net Change in Unrealized Gain (Loss)	209,366,910	(112,180,097)
Net realized and net change in unrealized gain (loss) on United States Treasury Obligations and Futures	160,287,368	132,886,426
Net Income (Loss)	\$ 158,088,369	\$ 114,187,826

To the best of the knowledge and belief of the undersigned, the information contained in this report is accurate and complete.



Hans Ephraimson
Chief Executive Officer
DB Commodity Services LLC





Michael Gilligan
Principal Financial Officer
DB Commodity Services LLC

PowersShares DB Agriculture Fund
Unaudited Statement of Changes in Shareholders' Equity
Period From August 1, 2011 to August 31, 2011

	General Shares				Shares				Total Shareholders' Equity (Deficit)
	Paid in Capital	Accumulated Earnings (Deficit)	Total Equity (Deficit)	Shares	Paid in Capital	Accumulated Earnings (Deficit)	Total Equity (Deficit)	Shares	
Balance at August 1, 2011	\$ 1,000	292	\$ 1,292	93,000,000	\$ 2,937,136,824	\$ 67,476,543	\$ 3,004,613,367	3,004,614,659	
Sale of Shares				3,600,000	120,222,326		120,222,326	120,222,326	
Redemption of Shares				(6,000,000)	(192,135,394)		(192,135,394)	(192,135,394)	
Net Income (Loss)		(1)	(1)			(2,198,998)	(2,198,998)	(2,198,999)	
Net investment income (loss)									
Net realized gain (loss) on United States Treasury Obligations and Futures		(23)	(23)			(49,079,519)	(49,079,519)	(49,079,542)	
Net change in unrealized gain (loss) on United States Treasury Obligations and Futures		96	96			209,366,814	209,366,814	209,366,910	
Net Income (Loss)		72	72			158,088,297	158,088,297	158,088,369	
Balance at August 31, 2011	\$ 1,000	364	\$ 1,364	90,600,000	\$ 2,865,223,756	\$ 225,564,840	\$ 3,090,788,596	3,090,789,960	

Net Asset Value per share
 General shares (40 shares) \$ 34.10
 Shares (90,600,000 shares) \$ 34.11


 Hans Ephraïmson
 Chief Executive Officer
 DB Commodity Services LLC


 Michael Gilligan
 Principal Financial Officer
 DB Commodity Services LLC