



Invesco US Large Cap Core ESG ETF

This ETF is different from traditional ETFs.

Traditional ETFs tell the public what assets they hold each day. This ETF will not. This may **create additional risks** for your investment. For example:

- You may have to pay more money to trade the ETF's shares. This ETF will provide less information to traders, who tend to charge more for trades when they have less information.
- The price you pay to buy ETF shares on an exchange may not match the value of the ETF's portfolio. The same is true when you sell shares. These price differences may be greater for this ETF compared to other ETFs because it provides less information to traders.
- These additional risks may be even greater in bad or uncertain market conditions.
- The ETF will publish on its website each day a "Tracking Basket" designed to help trading in shares of the ETF. While the Tracking Basket includes some of the ETF's holdings, it is not the ETF's actual portfolio.

The differences between this ETF and other ETFs may also have advantages. By keeping certain information about the ETF secret, this ETF may face less risk that other traders can predict or copy its investment strategy. This may improve the ETF's performance. If other traders are able to copy or predict the ETF's investment strategy, however, this may hurt the ETF's performance.

For additional information regarding the unique attributes and risks of the ETF, see the Investment Risk section.

Fund description

The Invesco US Large Cap Core ESG ETF (Fund) is an actively-managed exchanged-traded fund that seeks capital appreciation. The Fund will primarily invest at least 80% of its total assets in exchange-traded equity securities of U.S. large capitalization issuers. The Fund seeks to achieve its investment objective by investing mainly in common stock of U.S. companies that meet high environmental, social and governance ("ESG") standards. To meet these standards, the Fund employs a proprietary ESG screening process on all investment opportunities. First, the Fund screens the issuers in the investment universe for exclusions, such as substantial involvement (i.e. generating more than 0-10% of the issuer's revenue) in tobacco, alcohol, controversial and conventional weapons, recreational cannabis, extraction of thermal coal, extraction of fossil fuels from unconventional sources, and operations of private prisons. Issuers are also excluded based on their non-compliance with the United Nations Global Compact principals.

ETF Information

Fund Name	Invesco US Large Cap Core ESG ETF
Fund Ticker	IVLC
CUSIP	46090A812
Intraday NAV	IVLCIV
30 Day SEC Unsubsidized Yield	1.03%
30 day SEC Yield	1.03%
Holdings	59
Management Fee	0.48%
Total Expense Ratio	0.48%
P/B Ratio	9.01
P/E Ratio	19.98
Return on Equity	33.87%
Listing Exchange	Cboe BZX Exchange, Inc.
Weighted Market Cap (\$MM)	417,593.79

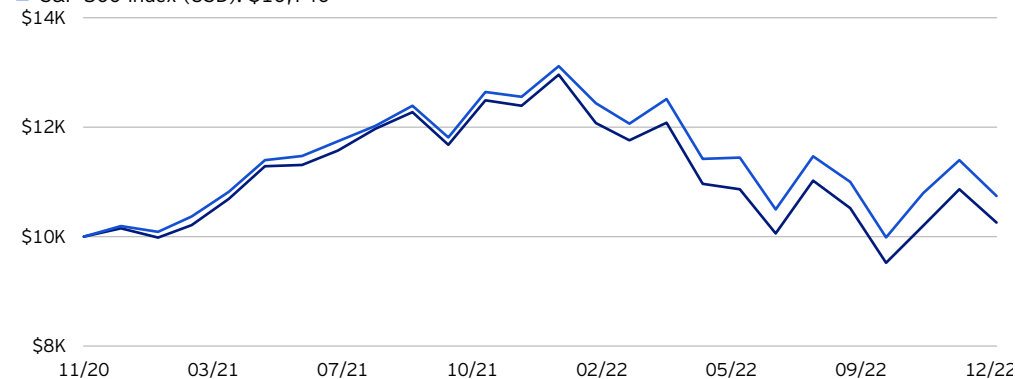
Fund inception: December 22, 2020

Not a Deposit Not FDIC Insured Not Guaranteed by the Bank May Lose Value Not Insured by any Federal Government Agency

Shares are not individually redeemable and owners of the Shares may acquire those Shares from the Fund and tender those Shares for redemption to the Fund in Creation Unit aggregations only, typically consisting of 10,000 Shares.

Growth of \$10,000

- Invesco US Large Cap Core ESG ETF: \$10,256
- S&P 500 Index (USD): \$10,740



Performance as at December 31, 2022

Performance (%)	YTD	1Y	3Y	5Y	10Y	Fund Inception
ETF - NAV	-20.92	-20.92	-	-	-	1.26
ETF - Market Price	-21.02	-21.02	-	-	-	1.22
Benchmark ¹	-18.11	-18.11	7.66	9.42	12.56	3.59

Calendar year performance (%)

	2022	2021	2020	2019	2018	2017	2016	2015	2014	2013
ETF - NAV	-20.92	27.66	-	-	-	-	-	-	-	-
Benchmark ¹	-18.11	28.71	-	-	-	-	-	-	-	-

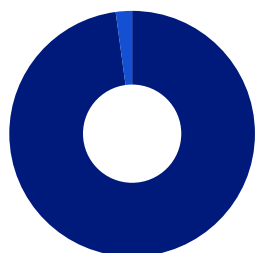
*This is a new Fund and therefore does not have a full year of performance to report as of the most recent quarter end. Returns less than one year are cumulative. Performance data quoted represents past performance. Past performance is not a guarantee of future results; current performance may be higher or lower than performance quoted. Investment returns and principal value will fluctuate and Shares, when redeemed, may be worth more or less than their original cost. See [invesco.com](https://www.invesco.com) to find the most recent month-end performance numbers. Market returns are based on the midpoint of the bid/ask spread at 4 p.m. ET and do not represent the returns an investor would receive if shares were traded at other times. **Continue with Fund Description:** Next, investment opportunities are evaluated on multiple ESG factors under each individual pillar of the ESG framework. The individual pillars include, but are not limited to: environmental pillar ("E") factors: natural resources, pollution and waste, supply chain impact, and environmental opportunities; social pillar ("S") factors: workforce, community, product responsibility, and human rights; governance pillar ("G") factors: management, shareholders, board of directors, auditors, regulatory issuers, corporate social responsibility strategy, anti-corruption, and business ethics. Each ESG pillar and investment opportunity are considered separately and neither weighs each pillar equally, nor consistently emphasizes one pillar over another.*

Index returns do not represent Fund returns. An investor cannot invest directly in an index. Neither the underlying Index nor the benchmark indexes charge management fees or brokerage expenses, and no such fees or expenses were deducted from the performance shown; nor do any of the indexes lend securities, and no revenues from securities lending were added to the performance shown. In addition, the results actual investors might have achieved would have differed from those shown because of differences in the timing, amounts of their investments, and fees and expenses associated with an investment in the Fund. ¹S&P 500 Index

Top ETF holdings (%)	
(Total holdings: 59)	
Name	Weight
Microsoft	6.50
Apple	5.34
UnitedHealth	3.63
Alphabet 'A'	3.48
Amazon	3.15
Visa 'A'	2.72
HCA Healthcare	2.44
JPMorgan Chase	2.36
Baker Hughes	2.35
AstraZeneca ADR	2.15

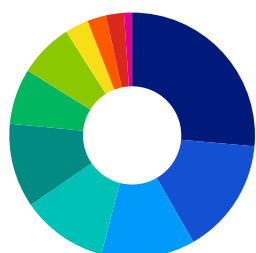
Please see the website for complete holdings information. Holdings are subject to change.

Geographic allocation (%)



United States	97.85
United Kingdom	2.15

Sector allocation (%)



Information Technology	26.41
Health Care	15.28
Financials	12.34
Industrials	11.39
Consumer Discretionary	11.09
Consumer Staples	7.31
Communication Services	7.17
Real Estate	3.09
Utilities	2.49
Energy	2.35
Materials	1.06

Investment risks

ETFs trade like stocks, fluctuate in market value and may trade at prices above or below the ETF's net asset value. Brokerage commissions and ETF expenses will reduce returns.

ETF shares may be bought or sold throughout the day at their market price, not their Net Asset Value (NAV), on the exchange on which they are listed. Shares of ETFs are tradable on secondary markets and may trade either at a premium or a discount to their NAV on the secondary market.

Because the Shares are traded in the secondary market, a Broker may charge a commission to execute a transaction in Shares, and an investor also may incur the cost of the spread between the price at which a dealer will buy Shares and the somewhat higher price at which a dealer will sell Shares.

The objective of the actively managed ETF Tracking Basket is to construct a portfolio of stocks and representative index ETFs that tracks the daily performance of an actively managed ETF without exposing current holdings, trading activities, or internal equity research. The Tracking Basket is designed to conceal any nonpublic information about the underlying portfolio and only uses the Funds latest publicly disclosed holdings, representative ETFs, and the publicly known daily performance in its construction. You can gain access to the Tracking Basket and the Tracking Basket Weight Overlap on [invesco.com/etfs](https://www.invesco.com/etfs).

The TrackingBasket is designed to closely track the daily performance of the Fund but is not the Fund's actual portfolio. The Tracking Basket is comprised of: (1) select recently disclosed portfolio holdings (Strategy Components); (2) liquid ETFs that convey information about the types of instruments (that are not otherwise fully represented by the Strategy Components) in which the Fund invests; and (3) cash and cash equivalents.

Although the Tracking Basket is intended to provide investors with enough information to allow for an effective arbitrage mechanism that will keep the market price of the Fund at or close to the underlying NAV per Share of the Fund, there is a risk (which may increase during periods of market disruption or volatility) that market prices will vary significantly from the underlying NAV of the Fund; ETFs trading on the basis of a published Tracking Basket may trade at a wider bid/ask spread than ETFs that publish their portfolios on a daily basis, especially during periods of market disruption or volatility, and therefore, may cost investors more to trade; and although the Fund seeks to benefit from keeping its portfolio information secret, market participants may attempt to use the Tracking Basket to identify a Fund's trading strategy, which if successful, could result in such market participants engaging in certain predatory trading practices that may have the potential to harm the Fund and its shareholders.

There may be circumstances where a security held in the Fund but not the Tracking Basket does not have readily available market quotations. If determined that such circumstance may affect the reliability of the Tracking Basket as an arbitrage vehicle; that information, along with the identity and weighting of that security in the Fund's portfolio, will be publicly disclosed on the Fund's website and the appropriate remedial measures will be assessed by the Adviser. During these times, market participants may use this information to engage in certain predatory trading practices that may harm the Fund and its shareholders. If 10% of the Fund's securities in the portfolio do not have readily available market quotations, a prompt request to halt trading on the Fund would be made to the Exchange, meaning that investors would not be able to trade the Shares. Shares traded on the Exchange may be halted due to market conditions or for reasons that, in the view of the Exchange, make trading in Shares inadvisable or extraordinary market volatility. There can be no assurance that the requirements of the Exchange necessary to maintain the listing of the Fund will continue to be met or will remain unchanged.

In general, equity values fluctuate, sometimes widely, in response to activities specific to the company as well as general market, economic and political conditions.

The risks of investing in securities of foreign issuers, including emerging market issuers, can include fluctuations in foreign currencies, political and economic instability, and foreign taxation issues.

Growth stocks tend to be more sensitive to changes in their earnings and can be more volatile.

A value style of investing is subject to the risk that the valuations never improve or that the returns will trail other styles of investing or the overall stock markets.

Active trading results in added expenses and may result in a lower return and increased tax liability.

Investments focused in a particular sector, such as information technology, are subject to greater risk, and are more greatly impacted by market volatility, than more diversified investments.

The investment techniques and risk analysis used by the portfolio managers may not produce the desired results.

The Fund is non-diversified and may experience greater volatility than a more diversified investment.

The Fund is subject to certain other risks. Please see the current prospectus for more information regarding the risks associated with an investment in the Fund.

Important information

This does not constitute a recommendation of any investment strategy or product for a particular investor. Investors should consult a financial professional before making any investment decisions.

Before investing, investors should carefully read the prospectus and consider the investment objectives, risks, charges and expenses. For this and more complete information about the fund, investors should ask their financial professionals for a prospectus or download one at [invesco.com](https://www.invesco.com)

Note: Not all products available through all firms or in all jurisdictions.

Glossary

30 Day SEC Unsubsidized Yield reflects the 30-day yield if the investment adviser were not waiving all or part of its fee or reimbursing the fund for part of its expenses. Total return would have also been lower in the absence of these temporary reimbursements or waivers.

30 Day SEC Yield is based on a 30-day period and is computed by dividing the net investment income per share earned during the period by the maximum offering price per share on the last day of the period.

Intraday NAV is a symbol representing estimated fair value based on the most recent intraday price of underlying assets.

Weighted Harmonic Average Stock Price-to-Earnings Ratio (P/E Ratio) is the share price divided by earnings per share. It is measured on a 12-month trailing basis.

Weighted Average Return on Equity is net income divided by net worth.

Weighted Market Capitalization is the sum of each underlying securities market value.